

brother®

Quick Reference and Laura Ashley Design Guide

Kurzanleitung für Laura Ashley-Stickdesigns

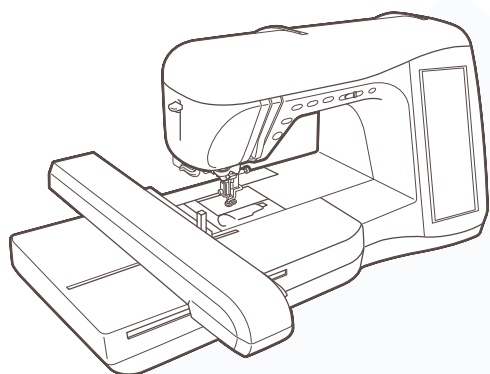
Guide de référence rapide et de motifs Laura Ashley

Beknopte bedieningsgids en Laura Ashley-Ontwerpgids

Guida di riferimento rapido per i disegni Laura Ashley

Guía de referencia rápida y de diseños de Laura Ashley

Краткий справочник и руководство по работе с рисунками Лоры Эшли



LAURA ASHLEY®

The embroidery patterns which are pre-programmed into this sewing machine are for personal, private use only. Any commercial or business use is strictly forbidden by copyright laws.

Die in dieser Maschine vorprogrammierten Stickmuster sind nur für Ihre persönliche Verwendung vorgesehen. Jede geschäftlicher oder handelsmäßige Verwendung ist urheberrechtlich untersagt.

Les motifs de broderie pré-programmés dans cette machine à coudre sont destinés à l'utilisation personnelle seulement. Toute utilisation commerciale est rigoureusement interdite par les lois des droits d'auteur.

De borduurpatronen die in deze naaimachine zijn voorgeprogrammeerd zijn uitsluitend voor persoonlijk, privé gebruik bestemd. Elk gebruik voor handels-of zakelijke doeleinden is vanwege auteursrechten strikt verboden.

I disegni di ricamo che si trovano pre-programmati in questa macchina per cucire sono solo per uso privato, personale. Qualsiasi altro uso, commerciale o per affari, è rigorosamente proibito, secondo le leggi di tutela dei diritti di copyright.

Los bordados preprogramados en la máquina de coser son sólo para uso personal y privado. El uso comercial está estrictamente prohibido por las leyes de protección de los derechos de copia.

Рисунки для вышивания, запрограммированные в настоящей швейной машине, предназначены исключительно для личного использования. Любое коммерческое или предпринимательское использование указанных рисунков строго запрещено законом об авторском праве.

Refer to the operation manual for detailed instruction.

Also, there are differences in the keys and screens depending on the display language. In this guide, English screens are used for basic explanations.

Einzelheiten entnehmen Sie bitte der Bedienungsanleitung.

Je nachdem, welche Sprache für die Bildschirmanzeigen gewählt wurde, ergeben sich im Hinblick auf Tasten Schirmbilder eventuell Unterschiede.

Die grundlegende Bedienung der Maschine ist in dieser Anleitung am Beispiel von Schirmbildern mit englischem Text erklärt.

Pour les instructions détaillées, voir le manuel d'instructions.

Par ailleurs, il y a des différences dans les touches et les écrans en fonction de la langue d'affichage.

Dans ce guide, les explications de base utilisent les écrans anglais.

Zie de bedieningshandleiding voor gedetailleerde instructies.

Er zijn verschillen in de toetsen en schermen afhankelijk van de ingestelde taal.

In de beschrijvingen in deze beknopte handleiding worden de Engelse schermen gebruikt.

Fara riferimento al manuale d'istruzioni per istruzioni dettagliate.

Inoltre, ci sono differenze nei tasti e nelle schermate a seconda della lingua visualizzata.

In questa guida, le schermate in inglese sono usate per le spiegazioni basilari.

Consulte el manual de instrucciones para ver más detalles.

Además, dependiendo del idioma visualizado algunos botones y pantallas podrán ser diferentes.

En esta guía, para las explicaciones básicas se emplean pantallas en inglés.

Более подробная информация представлена в руководстве по эксплуатации.

Кроме того, в зависимости от языка сообщений на ЖК-дисплее названия кнопок и другая информация на экранах могут иметь некоторые различия. В настоящем справочнике основные пояснения даются на примере экранов с информацией на английском языке.

Contents

Winding the Bobbin.....	2
Setting the Bobbin	4
Upper Threading.....	5
Preparing to Embroider	6
Selecting Stitch Patterns	8
Summary of Stitch Patterns	13
Embroidery Pattern Color Change Table	26
Color Thread Conversion Chart.....	60

Inhalt

Aufspulen des Unterfadens	2
Einsetzen der Spule.....	4
Einfädeln des Oberfadens	5
Vorbereitung zum Sticken	6
Wahl des Nähmusters.....	8
Nähmuster-Übersicht	13
Stickmuster-Farbtabelle	26
Stickgarn-Farbtabelle	60

Table des matières

Bobinage de la canette	2
Mise en place de la canette	4
Enfilage supérieur	5
Préparation de la broderie.....	6
Sélection des configurations de point.....	8
Sommaires des motifs de point.....	13
Tableau de changement de couleur des motifs de broderie	26
Tableau de conversion des fils de couleur.....	60

Inhoudsopgave

Spoel opwinden	2
Aanbrengen van het spoeltje	4
Inrijgen van de bovendraad	5
Vorbereidingen voor borduren	6
Kiezen van de steekpatronen	8
Overzicht van de steekpatronen.....	13
Kleurwijzigingstabel voor de borduurpatronen	26
Omzettingstabel voor kleurgaren	60

Sommario

Avvolgimento della spolina.....	2
Impostazione della spolina	4
Infilatura superiore	5
Preparativi per il ricamo.....	6
Selezione degli schemi punto	8
Sommario degli schemi punto	13
Tabella di cambiamento colori degli schemi di ricamo	26
Tabella di conversione dei fili colorati	60

Contenido

Devanado de la bobina.....	2
Colocación de la bobina	4
Hilo superior.....	5
Preparativos para bordar	6
Selección de tipos de puntada	8
Resumen de tipos de puntada.....	13
Tabla de cambio de color para patrones de bordado	26
Tabla de conversión de hilos de color.....	60

Содержание

Намотка шпульки.....	2
Установка шпульки.....	4
Заправка верхней нити.....	5
Подготовка к вышиванию.....	6
Выбор рисунков строчек.....	8
Рисунки строчек	13
Таблица смены цвета нитей для рисунка вышивки	26
Таблица преобразования цветов нитей.....	60

Winding the Bobbin

Bobinage de la canette

Avvolgimento della spolina

Намотка шпульки

Aufspulen des Unterfadens

Spoel opwinden

Devanado de la bobina

Follow the numbered steps below in order. Refer to the operation manual for detailed instruction.

Führen Sie die folgenden Schritte in der angegebenen Reihenfolge aus. Ausführliche Hinweise finden Sie in der Bedienungsanleitung.

Suivez les étapes numérotées ci-dessous dans l'ordre. Consultez le manuel d'instructions pour des procédures détaillées.

Voer de genummerde stappen uit in de juiste volgorde. Uitvoerige aanwijzingen vindt u in de bedieningshandleiding.

Seguire i passaggi numerati nell'ordine riportato di seguito. Fare riferimento al manuale d'istruzioni per le istruzioni dettagliate.

Realice los siguientes pasos numerados en el orden indicado. Para obtener instrucciones detalladas, consulte el manual de instrucciones.

Выполните приведенные ниже операции в порядке их нумерации. Более подробная информация представлена в руководстве по эксплуатации.

Use only the enclosed bobbin or bobbins of the same type.

Verwenden Sie nur die im Lieferumfang enthaltene Spule oder Spulen vom selben Typ.

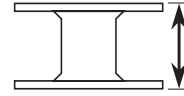
N'utilisez que la canette fournie ou des canettes du même type.

Gebruik alleen de bijgeleverde spoel of spoelen van hetzelfde type.

Utilizzare solo la spolina inclusa o spoline dello stesso tipo.

Utilice sólo la bobina incluida o bobinas del mismo tipo.

Применяйте только прилагаемые к машине шпульки или шпульки того же типа.



11.5 mm (approx. 7/16 inch)
(ca. 7/16 Zoll)

(env. 7/16 po)

11,5 mm (ca. 7/16 inch)

(circa 7/16 in.)

(aprox. 7/16 pulg.)

(прим. 7/16 дюйма)

Using the Supplemental Spool Pin

You can wind the bobbin during sewing.

Verwendung des zusätzlichen Garnrollenstifts

Sie können den Unterfaden während des Nähens aufspulen.

Utilisation du porte-bobine supplémentaire

Vous pouvez bobiner la canette pendant la couture.

Gebruik van de klospen

U kunt de spoel opwinden tijdens het naaien.

Utilizzo del portarocchetto supplementare

È possibile avvolgere la spolina durante la cucitura.

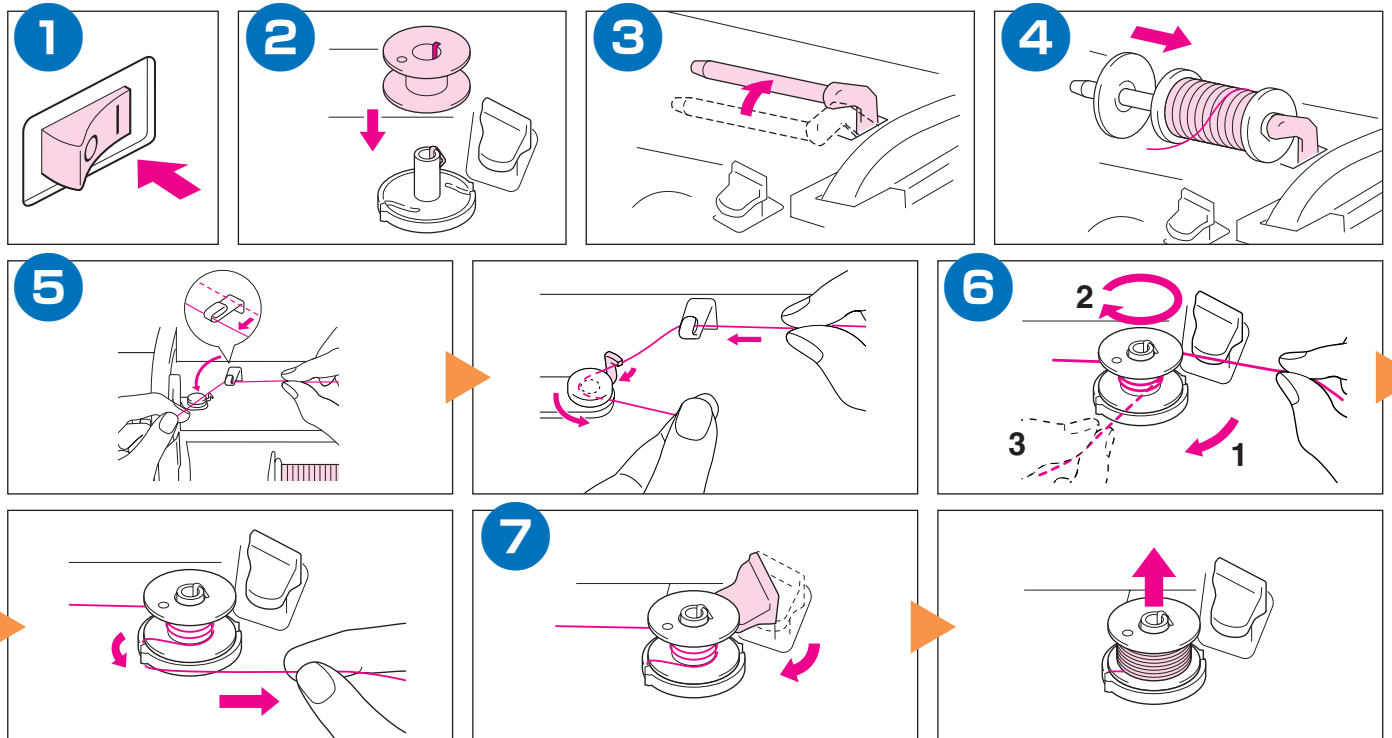
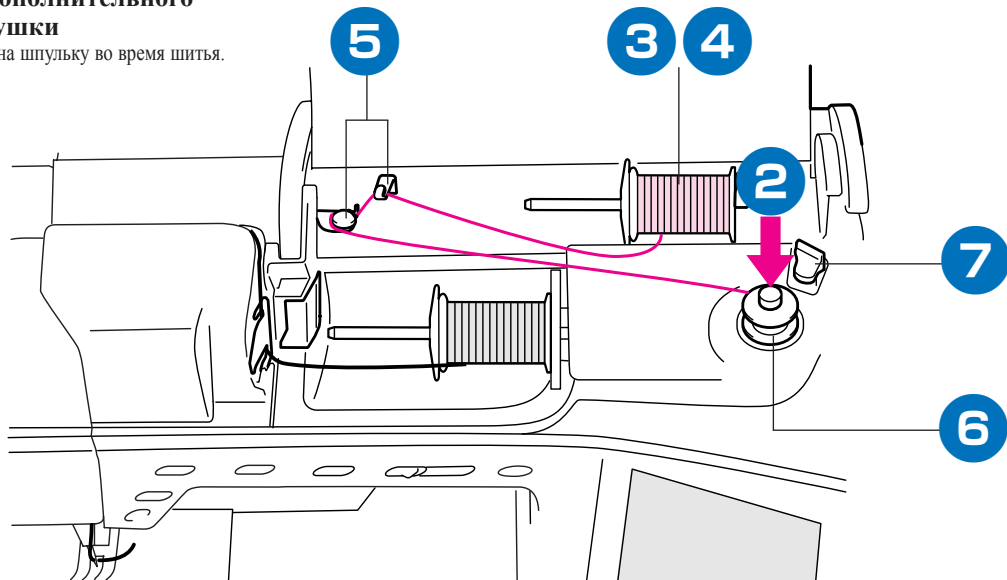
Uso del portacarrete suplementario

Puede devanar la bobina mientras está cosiendo.

Использование дополнительного

стержня для катушки

Можно наматывать нить на шпульку во время шитья.



Using the Spool Pin

You can use the main spool pin to wind the bobbin before sewing.

Gebruik van de klospen

Voordat u gaat naaien kunt u met de hoofdklospen de spoel opwinden.

Использование основного стержня для катушки

Для намотки шпульки перед шитьем можно использовать главный стержень для катушки.

Verwendung des Garnrollenstifts

Mit dem Hauptgarnrollenstift können Sie vor dem Nähen den Unterfaden aufspulen.

Utilizzo del portarocchetto

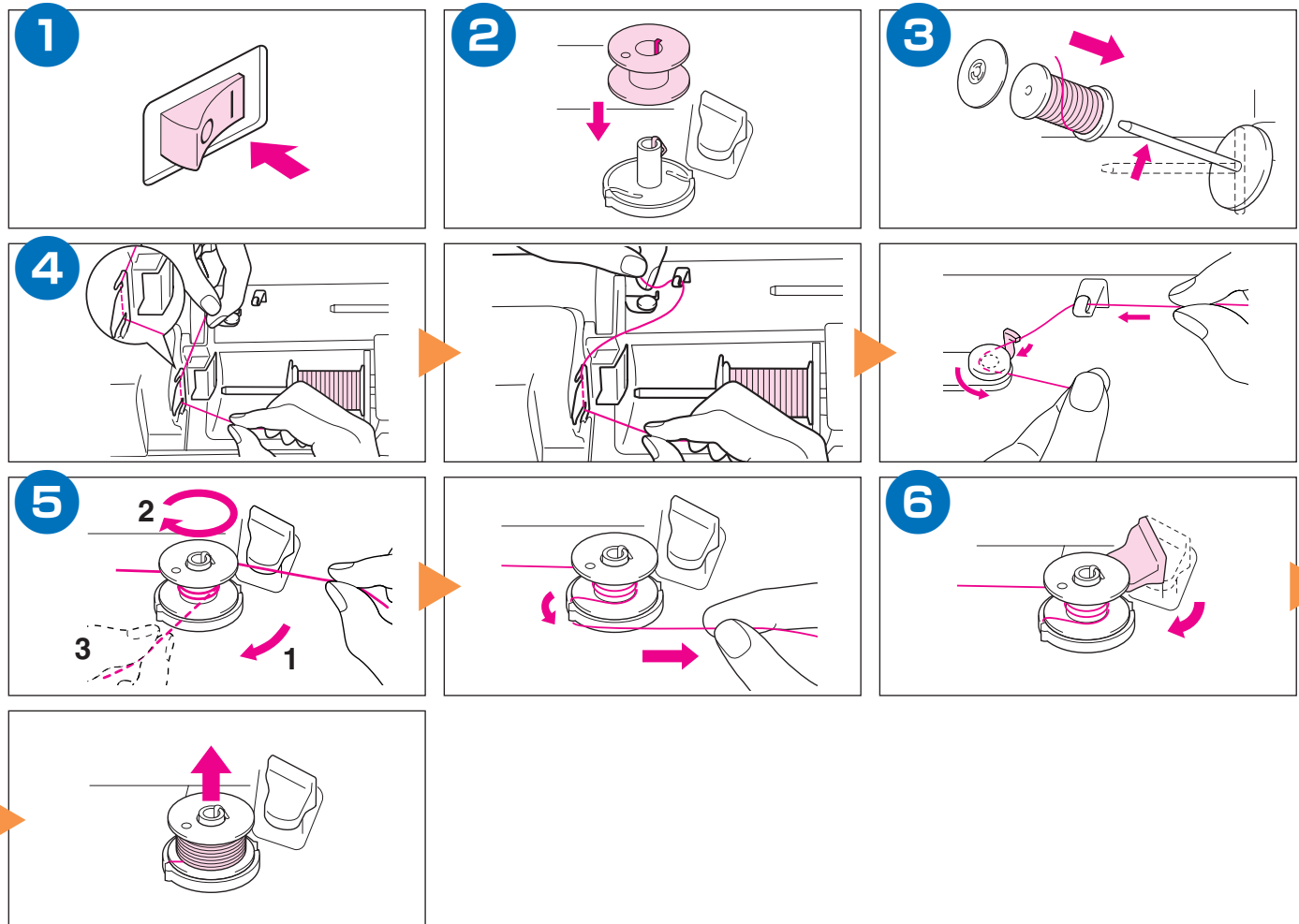
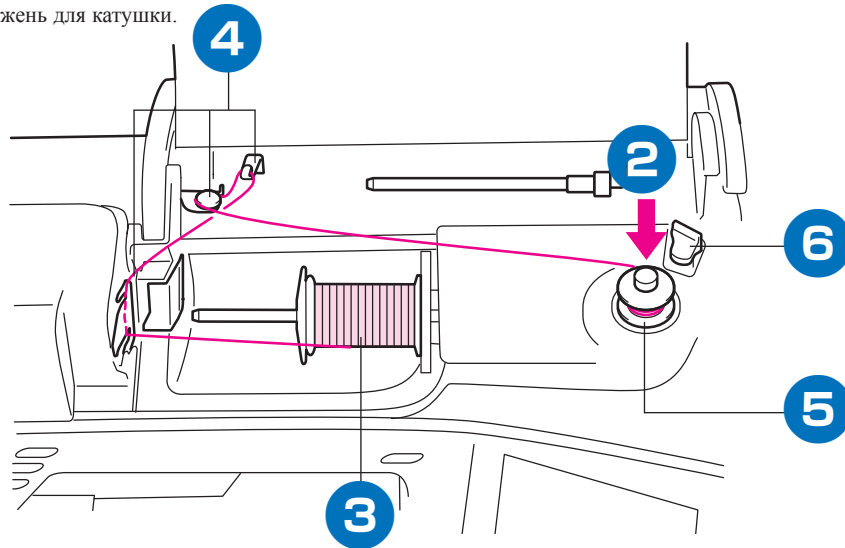
È possibile utilizzare il portarocchetto principale per avvolgere la spolina prima di cucire.

Utilisation du porte-bobine

Vous pouvez bobiner la canette avant de coudre à l'aide du porte-bobine principal.

Uso del portacarrete

Puede utilizar el portacarrete principal para devanar la bobina antes de coser.



Setting the Bobbin

Mise en place de la canette

Impostazione della spolina

Установка шпульки

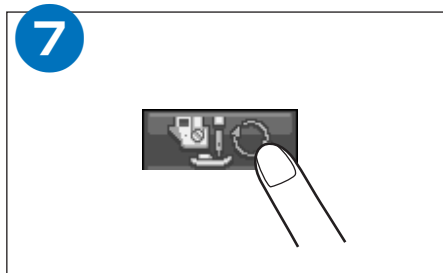
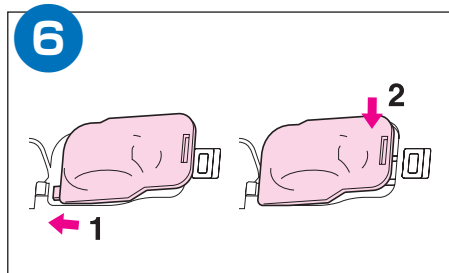
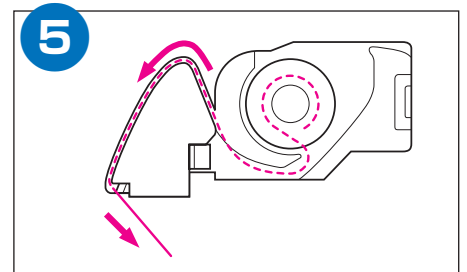
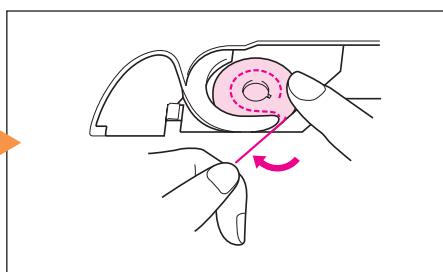
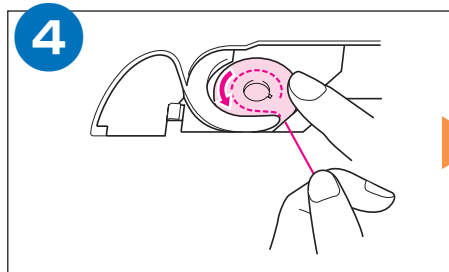
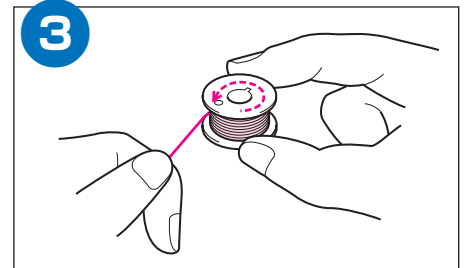
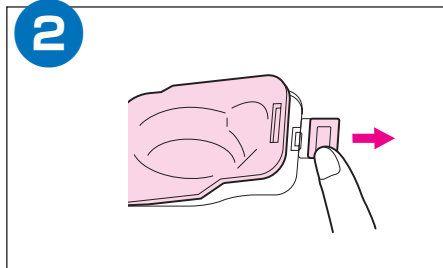
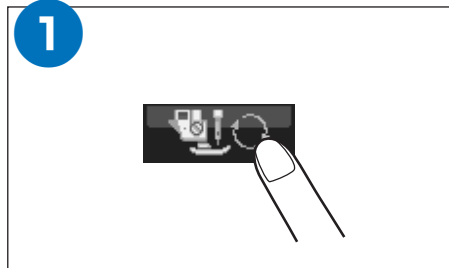
Einsetzen der Spule

Aanbrengen van het spoeltje

Colocación de la bobina

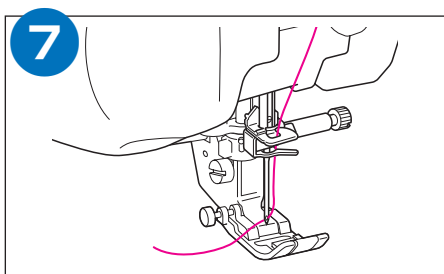
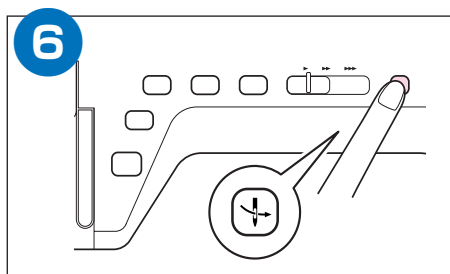
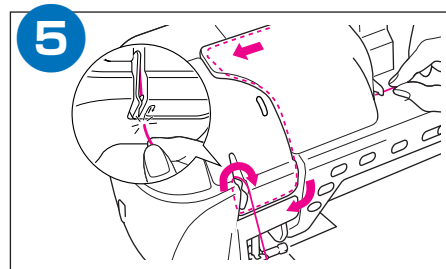
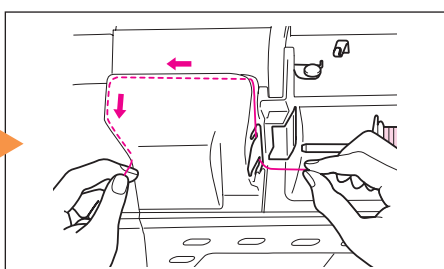
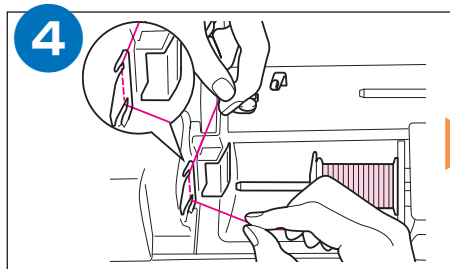
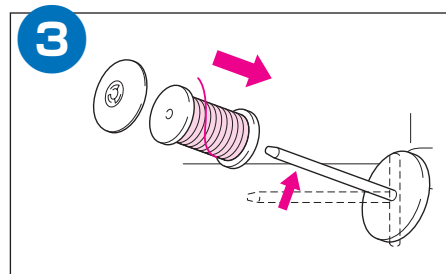
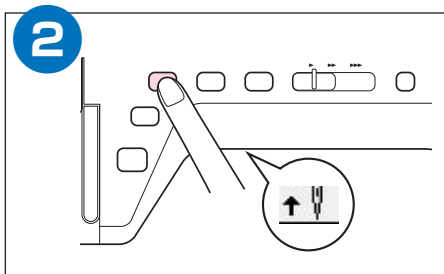
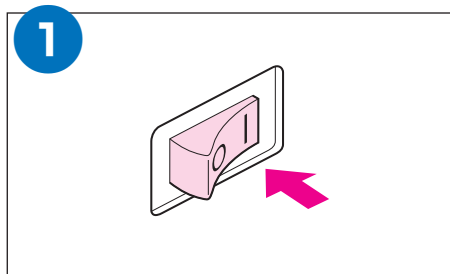
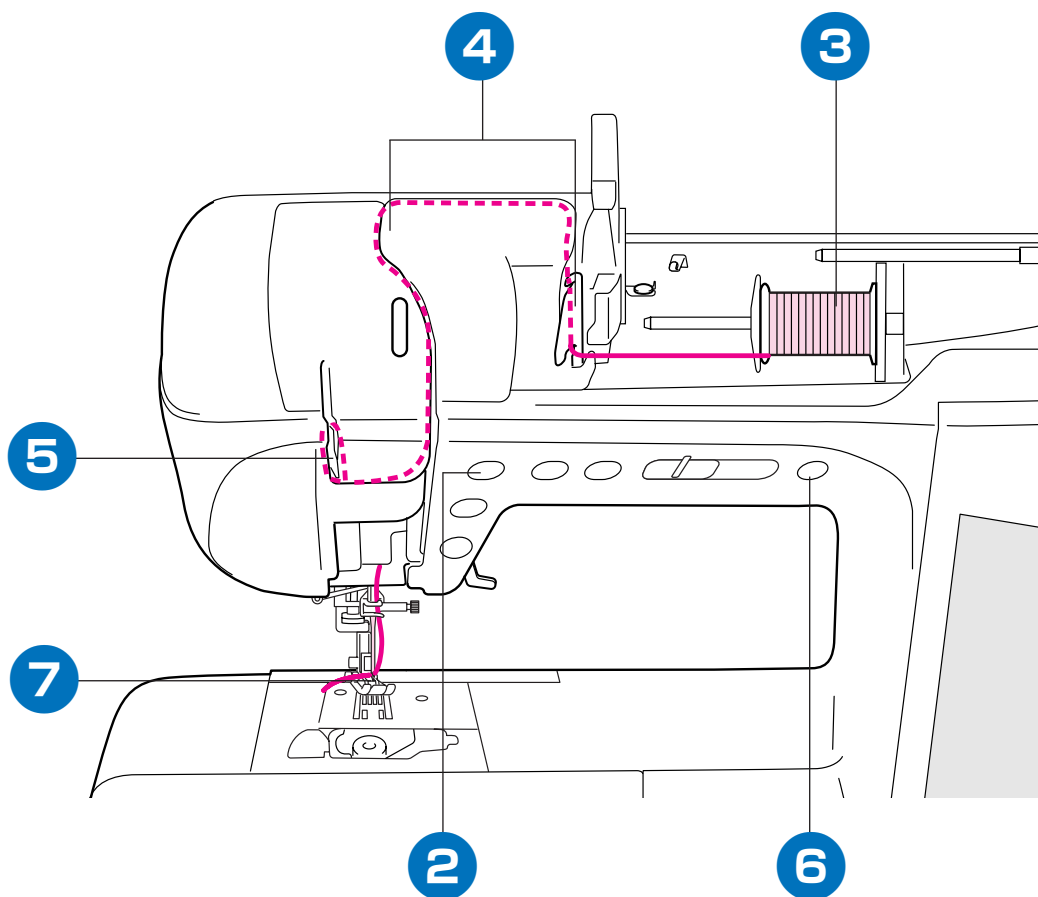
Refer to the operation manual for detailed instruction.
Pour les instructions détaillées, voir le mode d'emploi.
Fare riferimento al manuale di impiego per istruzioni dettagliate.
Подробная информация: см. в руководстве по эксплуатации.

Einzelheiten hierzu entnehmen Sie bitte der Bedienungsanleitung.
Zie de gebruiksaanwijzing voor gedetailleerde instructies.
Consulte el manual de instrucciones para ver más detalles.



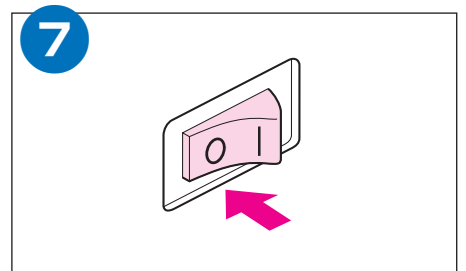
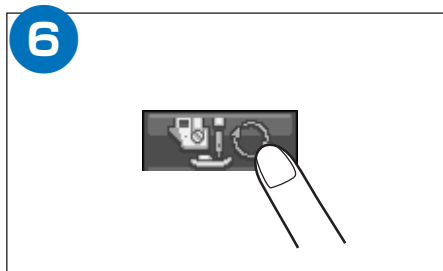
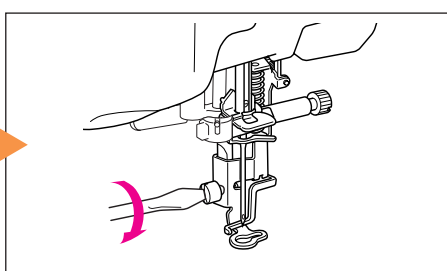
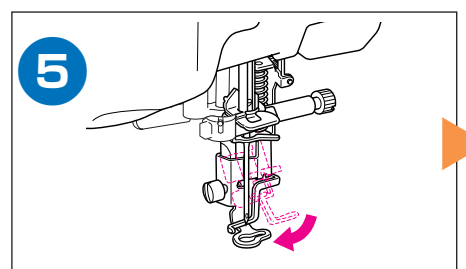
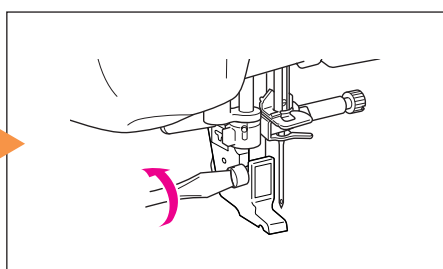
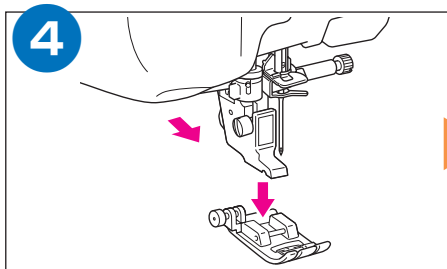
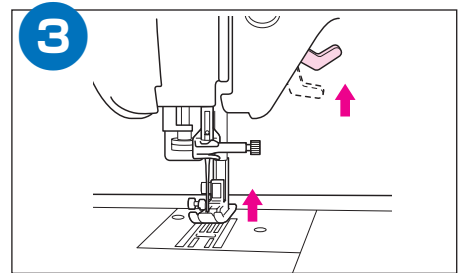
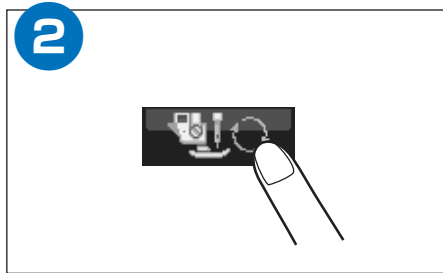
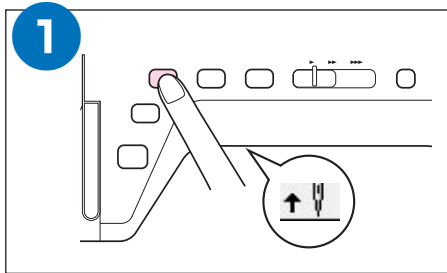
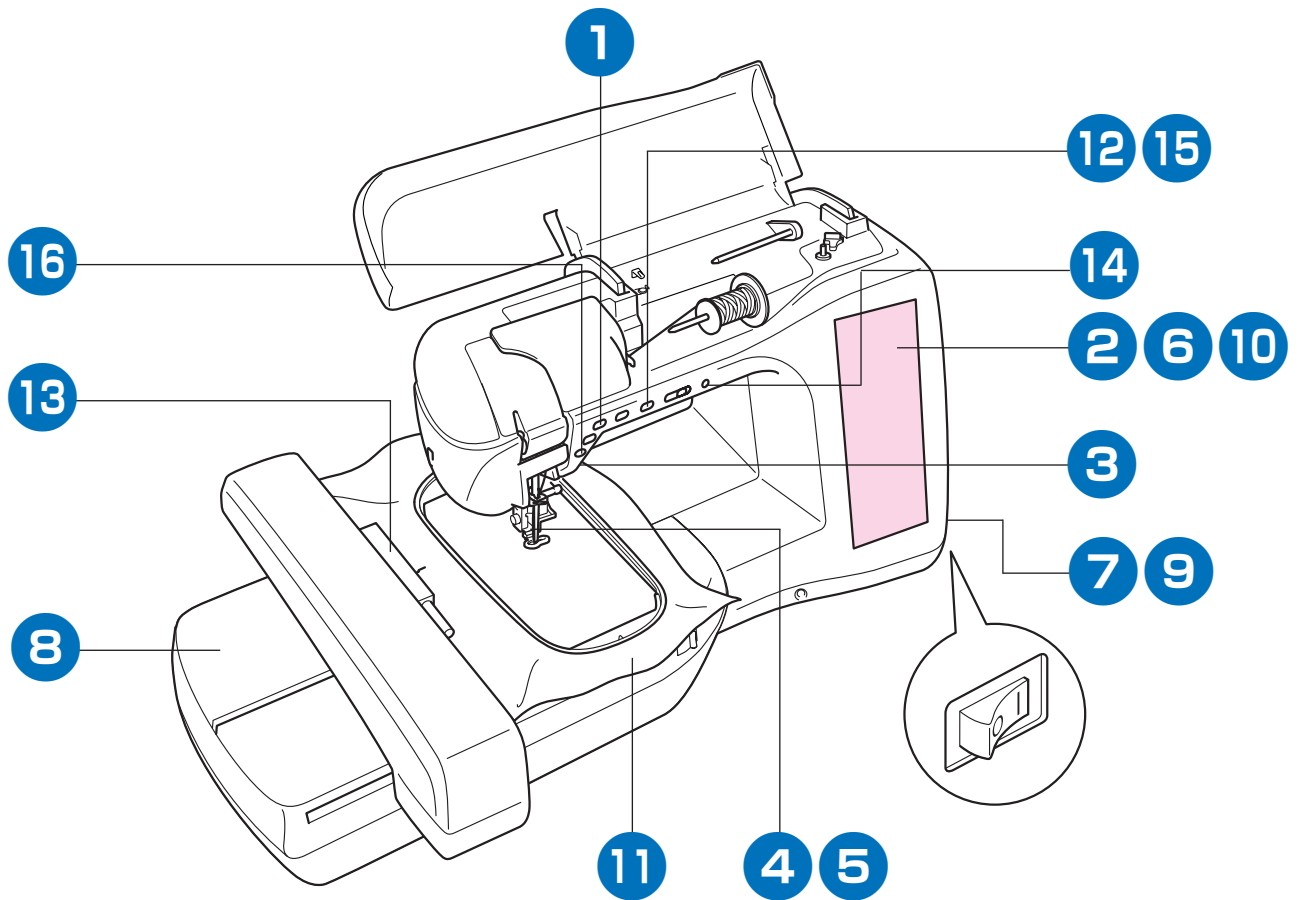
Upper Threading
Enfilage supérieur
Infilatura superiore
Заправка верхней нити

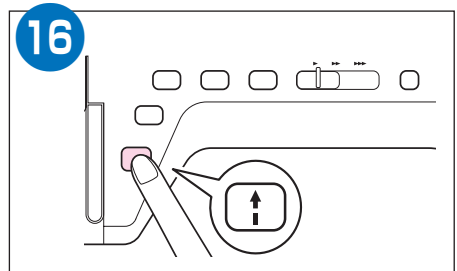
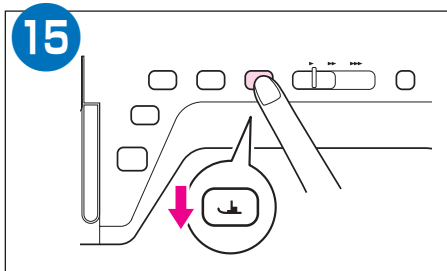
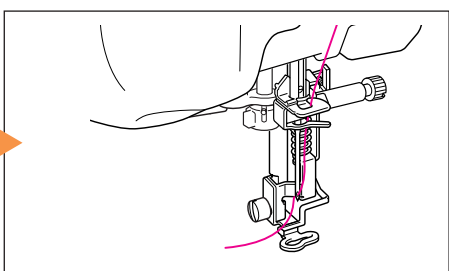
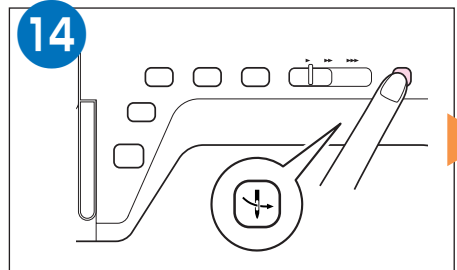
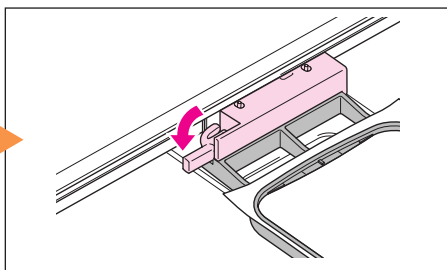
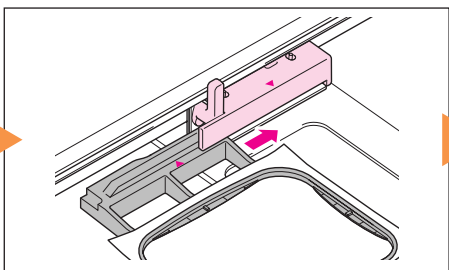
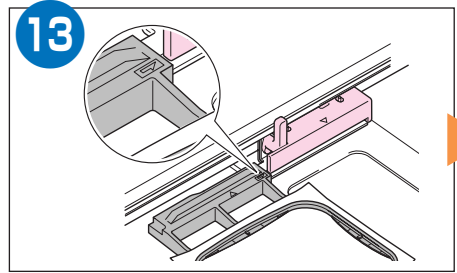
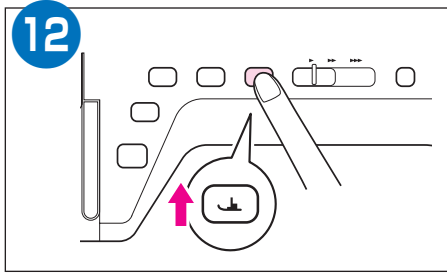
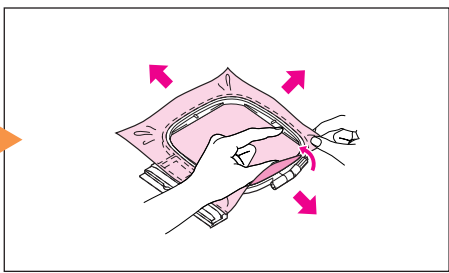
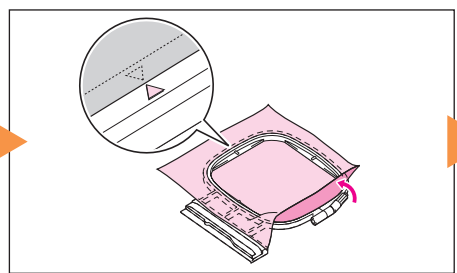
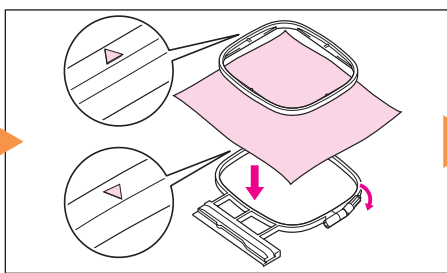
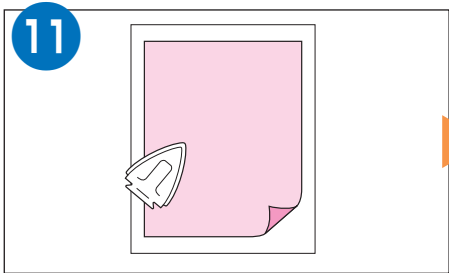
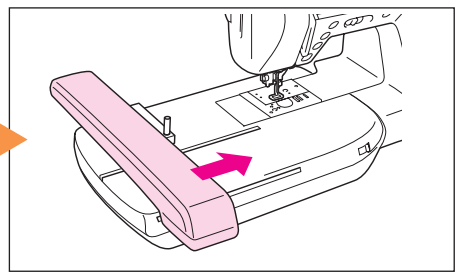
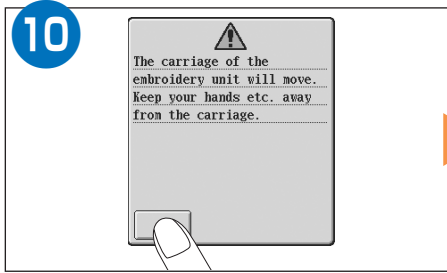
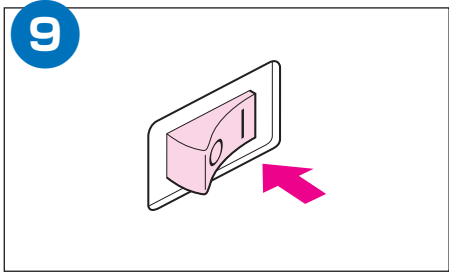
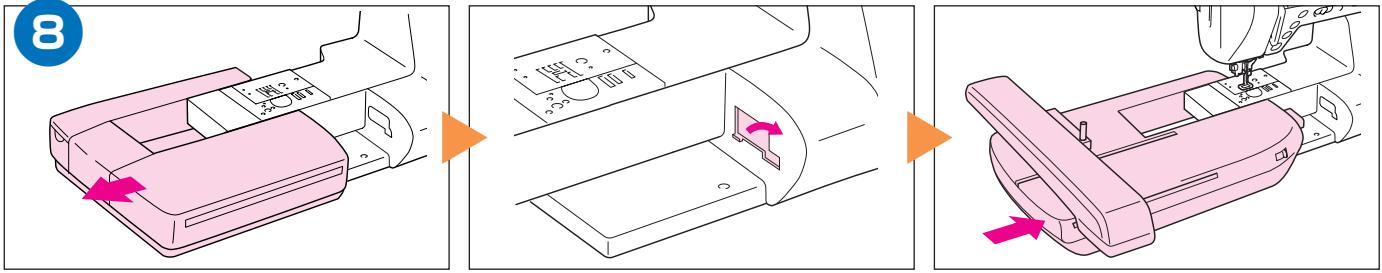
Einfädeln des Oberfadens
Inrijgen van de bovendraad
Hilo superior



Preparing to Embroider
 Préparation de la broderie
 Preparativi per il ricamo
 Подготовка к вышиванию

Vorbereitung zum Sticken
 Voorbereidingen voor borduren
 Preparativos para bordar





Selecting Stitch Patterns

Wahl des Nähmusters

Sélection des configurations de point

Kiezen van de steekpatronen

Selezione degli schemi punto

Selección de tipos de puntada

Выбор рисунков строчек

Utility Stitches

When switching on machine, the opening screen will display the name of the machine. Touch the screen to display the utility stitch. The often used "1-01 Straight (left)" is automatically selected.

NaaiSTEKEN

Bij het inschakelen van de naaimachine verschijnt de naam van de machine op het openingsscherm. Druk op het scherm om de beschikbare steken te zien. De vaak gebruikte "1-01 rechte steek (links)" zal automatisch geselecteerd worden.

Основные строчки

При включении машины в сеть в появляющемся окне отображается наименование машины. Коснитесь экрана, чтобы вызвать изображение основной строчки. Автоматически отображается часто используемая команда "1-01 Прямая строчка (положение иглы слева)".

Nutzstiche

Nach dem Einschalten der Maschine erscheint der Name der Maschine auf dem Öffnungsbildschirm. Berühren anschließend den Bildschirm, um das Mehrzweck-Stichmusterbild abzurufen. Die Maschine wählt hiernach automatisch das oft verwendete Muster "1-01 Gerade (links)".

Punti utili

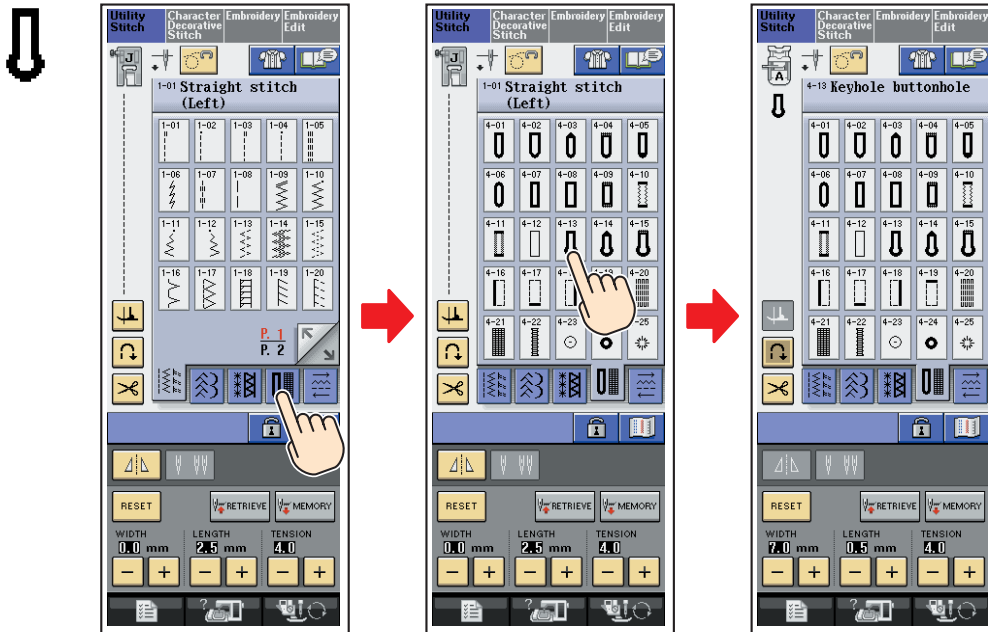
Quando si accende la macchina, la schermata di apertura indica il nome della macchina. Toccare lo schermo per visualizzare il punto utilitario. "1-01 Straight (left)", che è spesso usato, viene selezionato automaticamente.

Points utilitaires

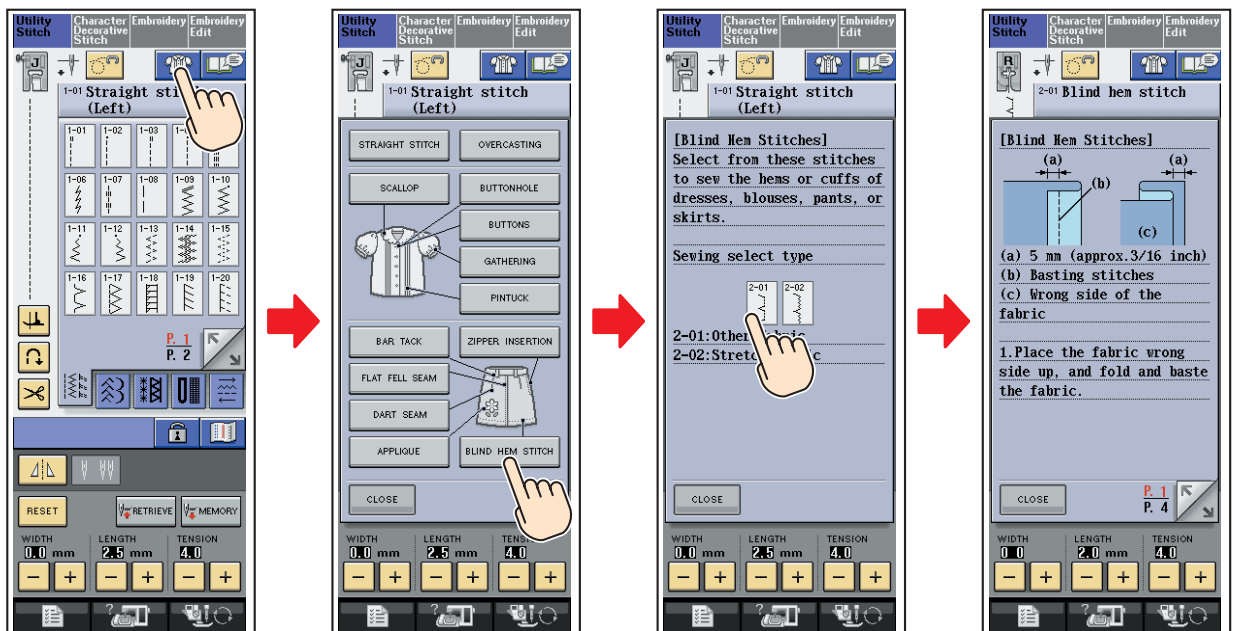
Lorsque vous mettez la machine sous tension, l'écran initial affiche le nom de la machine. Touchez l'écran pour afficher le point utilitaire. Le point "Droit 1-01 (gauche)" couramment utilisé est automatiquement sélectionné.

Puntadas útiles

Cuando enciende la máquina, la pantalla inicial mostrará el nombre de la máquina. Toque la pantalla para mostrar las puntadas útiles. Se seleccionará automáticamente la puntada usada con más frecuencia "1,01 recta (izquierda)".

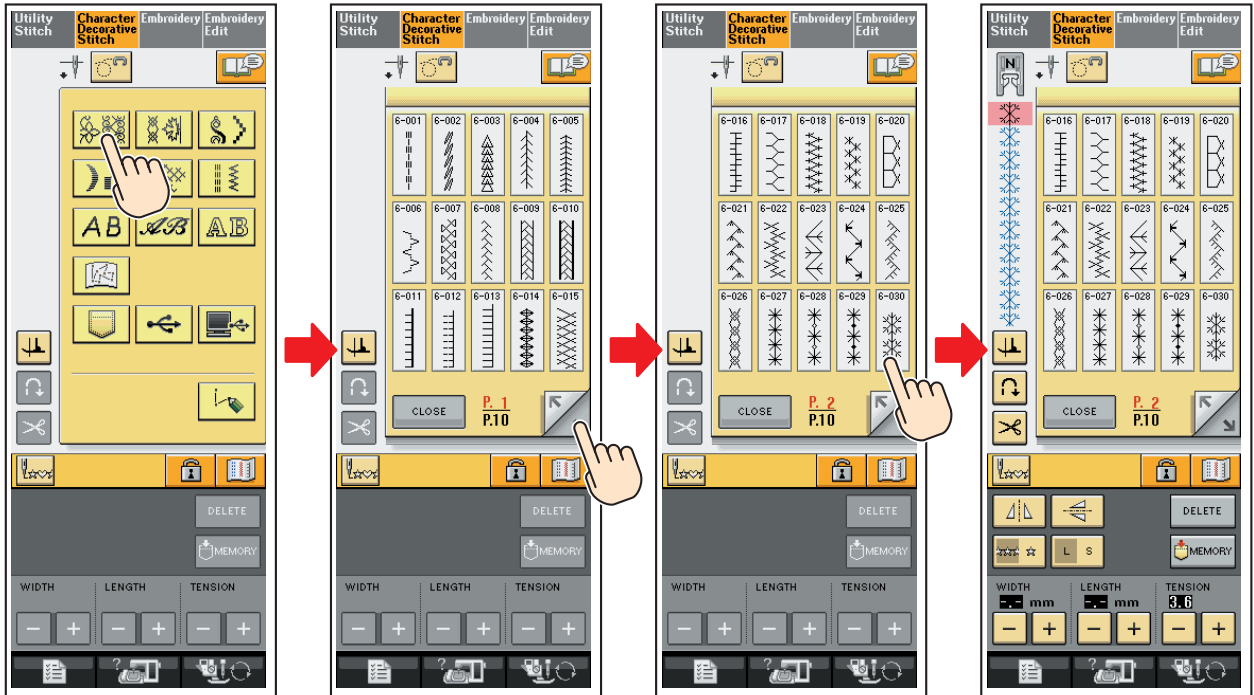


Blind Hem Stitch / Blindstich / Points invisibles / Blindzoomsteek / Punti invisibili per orlo / Puntada invisible / Потайная строчка-меретка



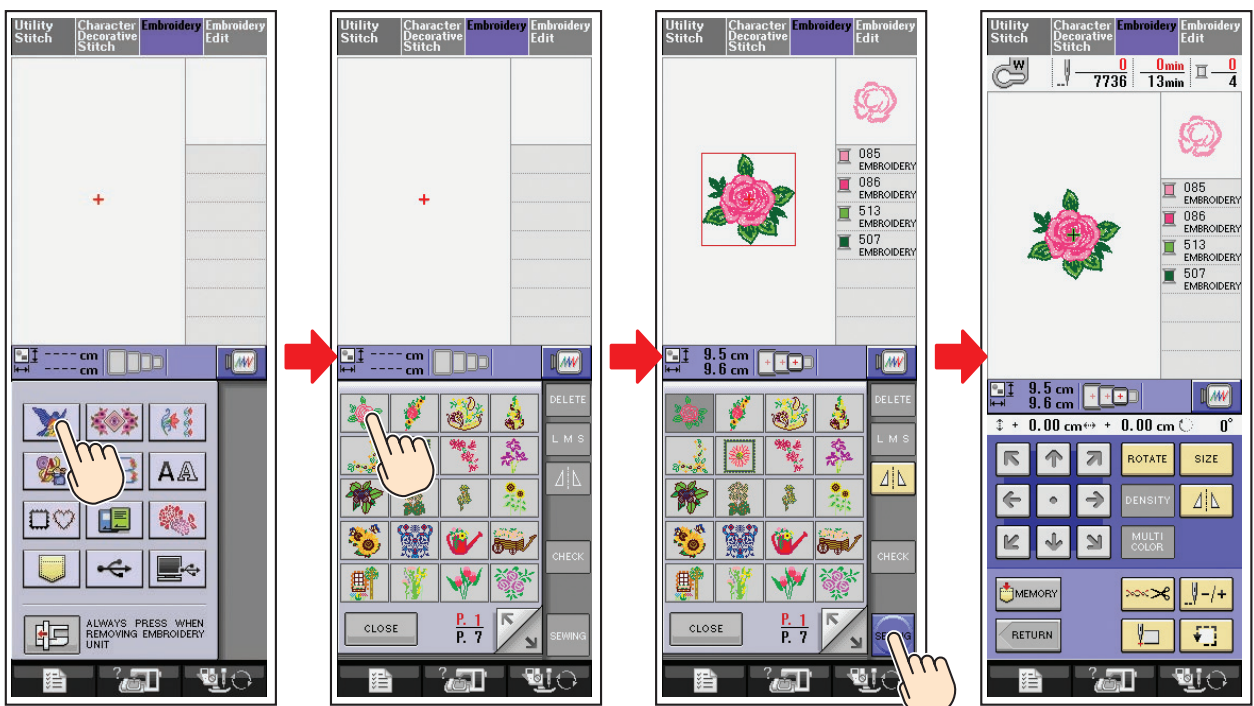
- ◆ Character/Decorative Stitches
- ◆ Caractères/points décoratifs
- ◆ Puntis per caratteri/decorazioni
- ◆ Знаки/декоративные строчки

- ◆ Zeichenstichmuster/Dekorative Stichmuster
- ◆ Letter/decoratieve steken
- ◆ Puntadas de letras/decorativas



- ◆ Embroidery Patterns
- ◆ Motifs de broderie
- ◆ Schemi di ricamo
- ◆ Рисунки вышивки

- ◆ Stickmuster
- ◆ Borduurpatronen
- ◆ Patrones de bordado



- ◆ Embroidery Edit Patterns
- ◆ Motifs de modification de broderie
- ◆ Schemi di modifica ricamo
- ◆ Редактирование рисунков вышивки

- ◆ Editieren von Stickmustern
- ◆ Bordurbewerkingspatronen
- ◆ Patrones de edición de bordado

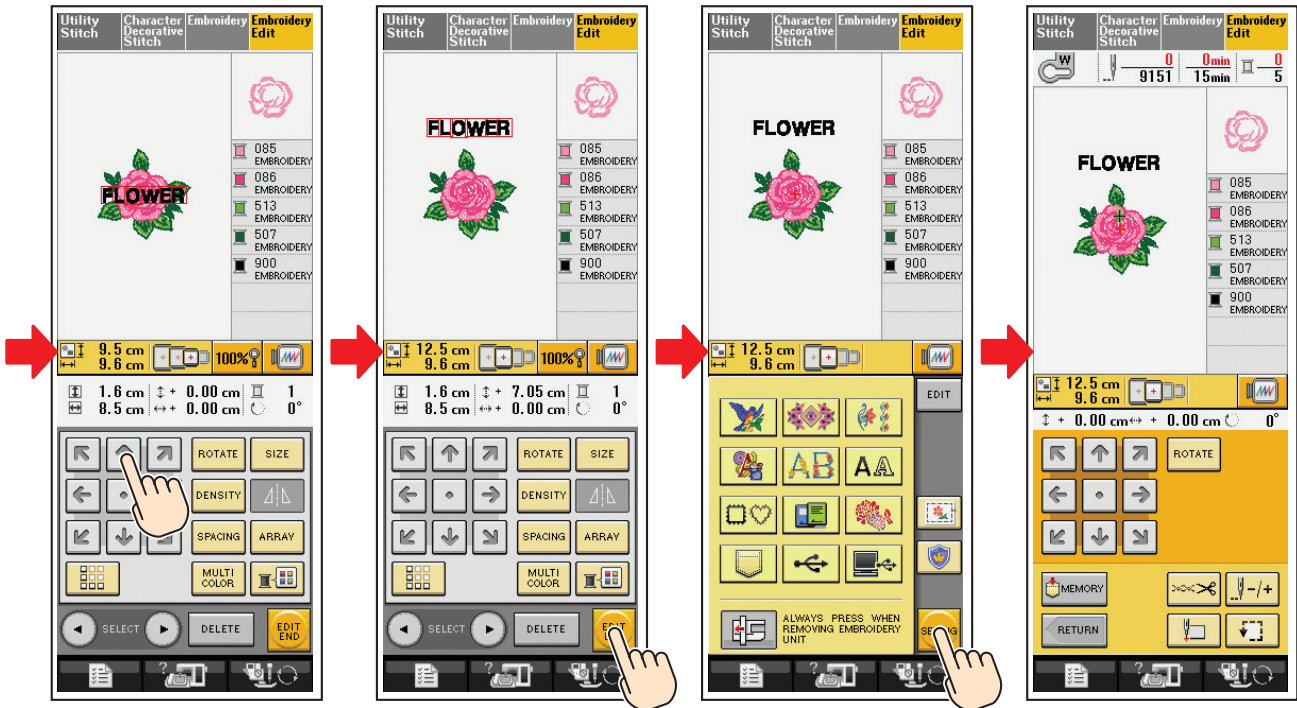
FLOWER



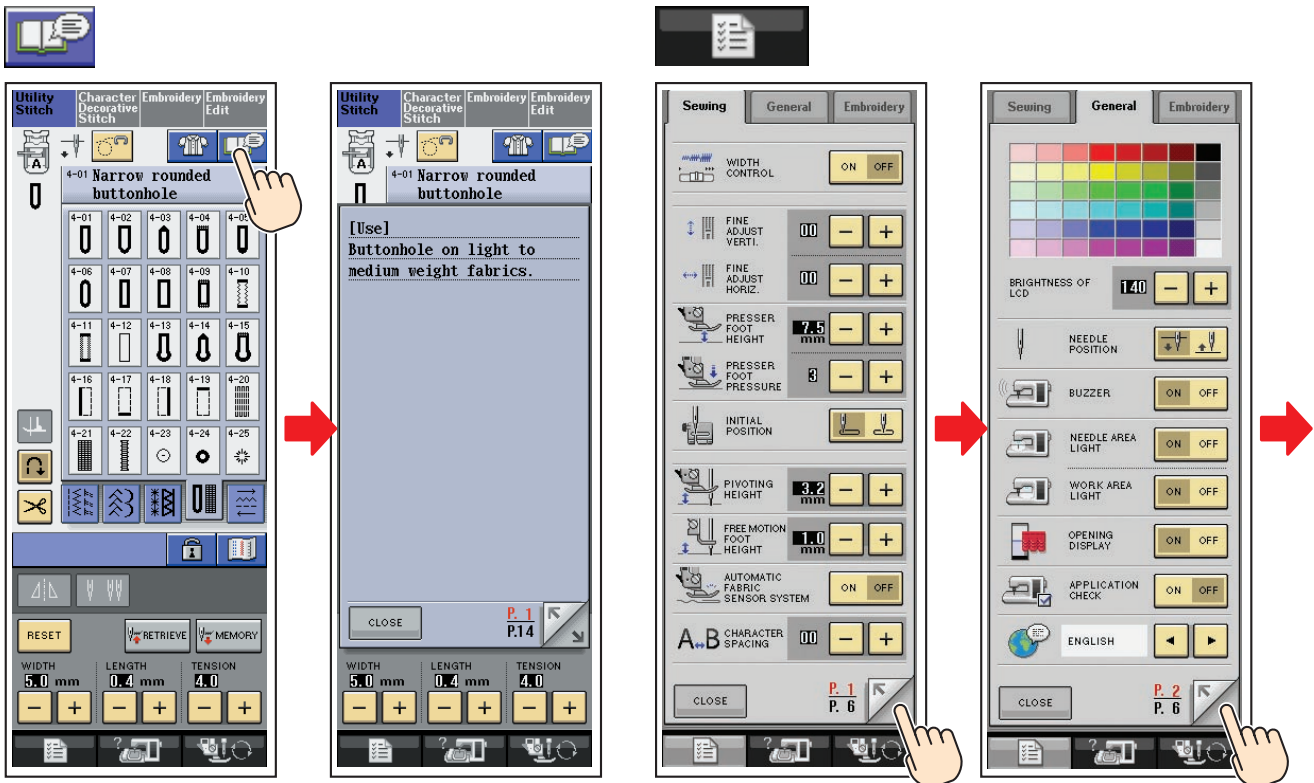
The sequence of screenshots illustrates the following steps:

- Initial screen with a '+' icon in the center.
- Selecting the 'FLOWER' pattern from a grid of options.
- Viewing the pattern details and color list (085, 086, 513, 507).
- Adjusting dimensions (9.5 cm x 9.6 cm) and density (100%).
- Adding the word 'FLOWER' to the pattern.
- Editing the text 'FLOWER' using an on-screen keyboard.
- Viewing the final edited pattern with the text added.
- Pressing the 'SEWING' button to start the process.

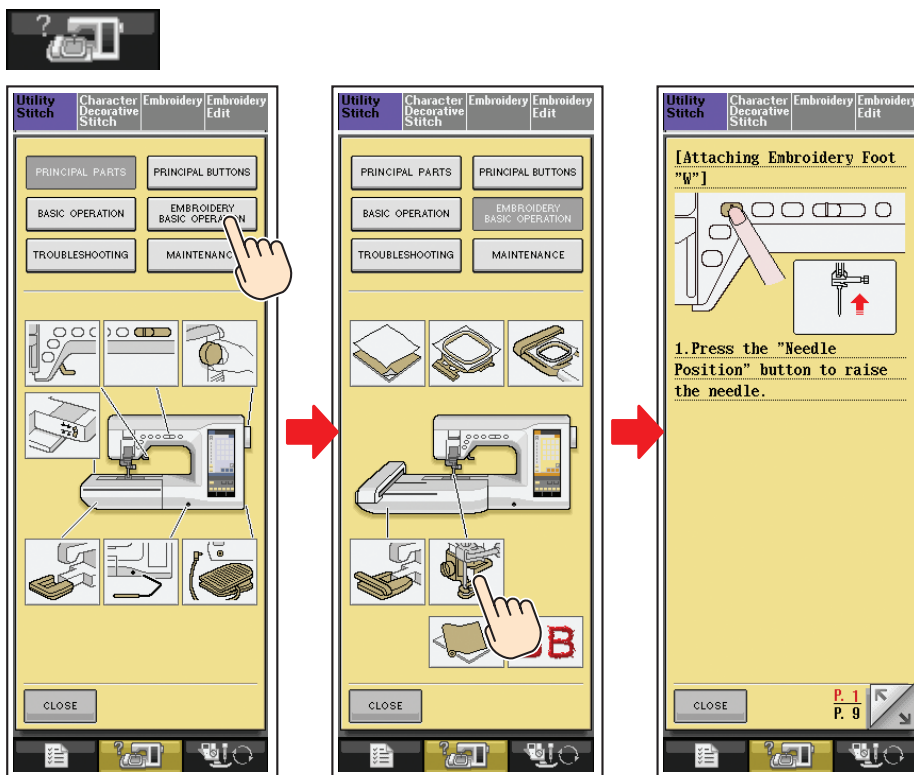
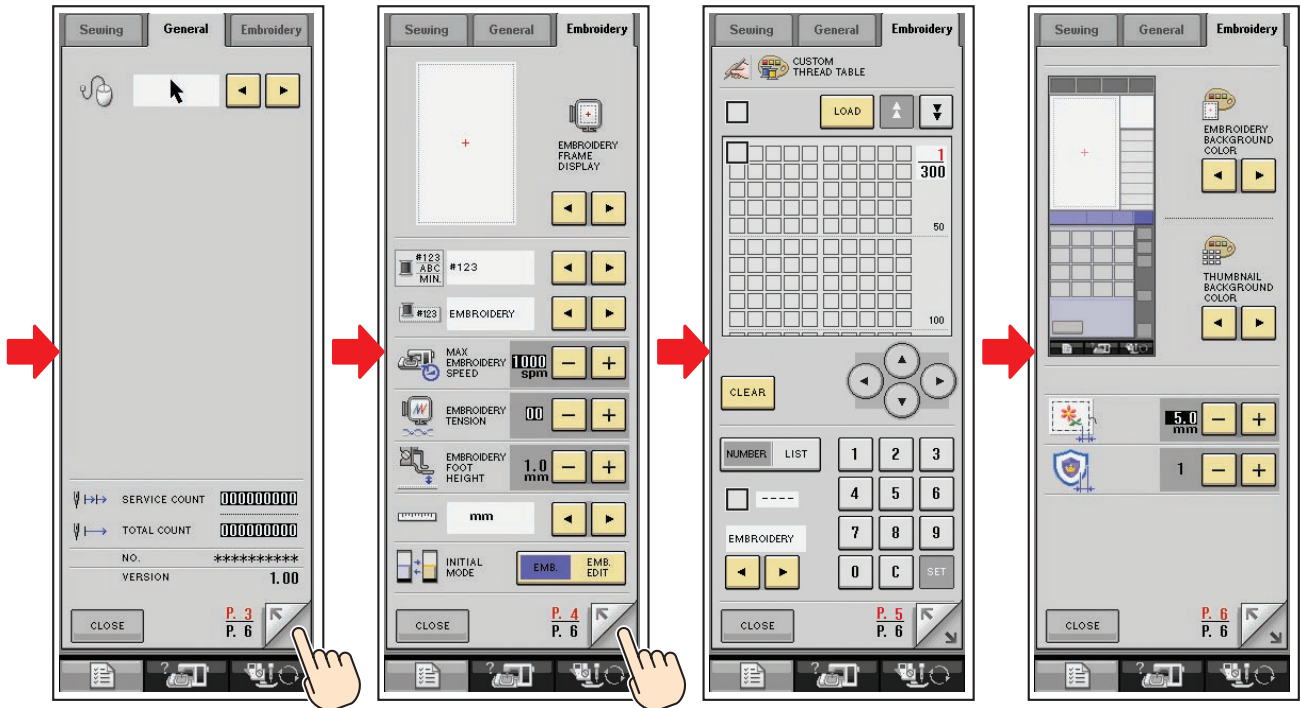
Selecting Stitch Patterns
 Wahl des Nähmusters
 Sélection des configurations de point
 Kiezen van de steekpatronen
 Selezione degli schemi punto
 Selección de tipos de puntada
 Выбор рисунков строчек



- ◆Others
- ◆Sonstige
- ◆Autres
- ◆Overige
- ◆Altro
- ◆Otros
- ◆Прочее



Selecting Stitch Patterns
 Wahl des Nähmusters
 Sélection des configurations de point
 Kiezen van de steekpatronen
 Selezione degli schemi punto
 Selección de tipos de puntada
 Выбор рисунков строчек



Summary of Stitch Patterns

Sommaires des motifs de point

Sommario degli schemi punto

Рисунки строчек

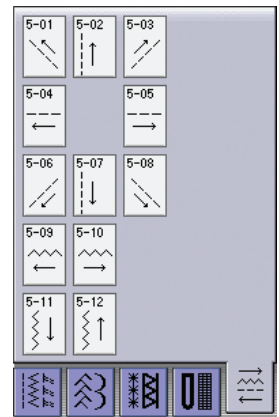
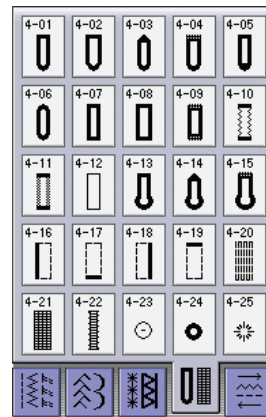
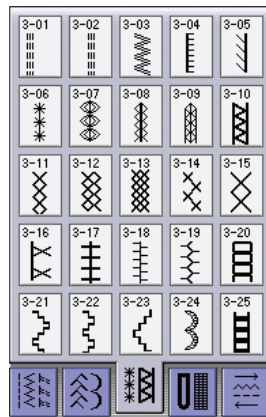
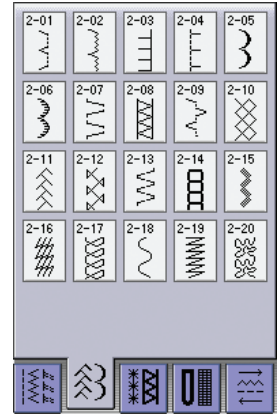
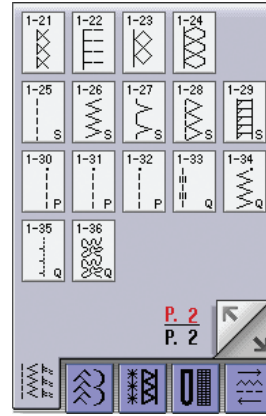
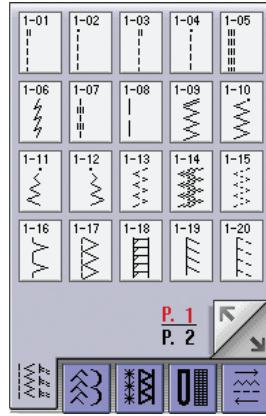
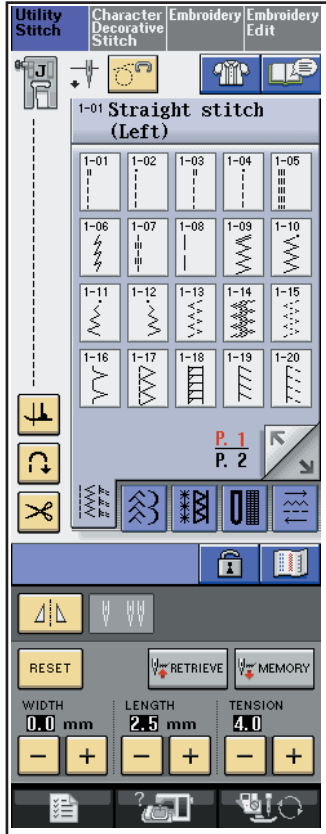
Nähmuster-Übersicht

Overzicht van de steekpatronen

Resumen de tipos de puntada



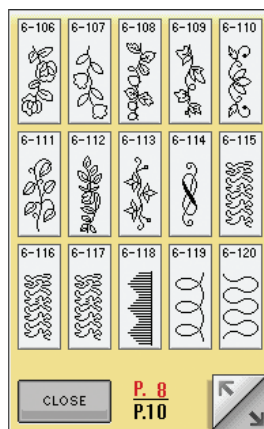
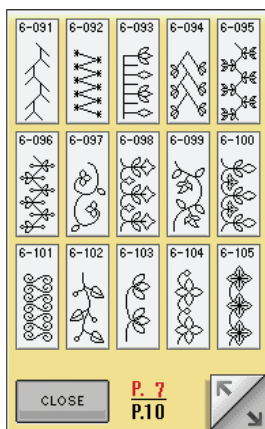
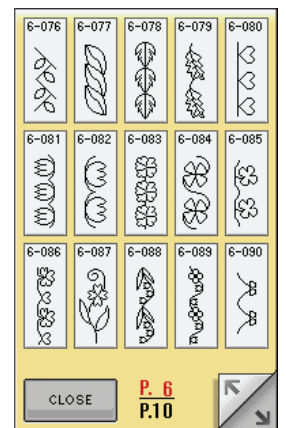
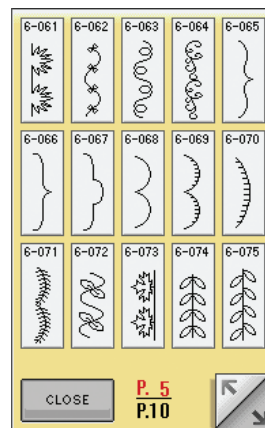
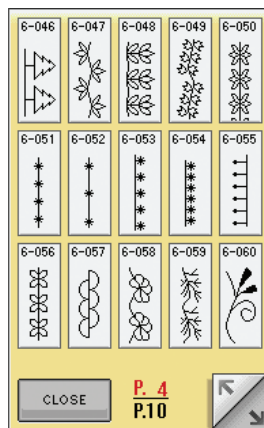
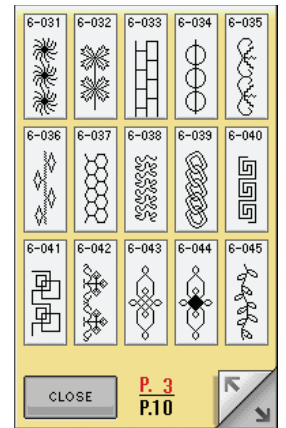
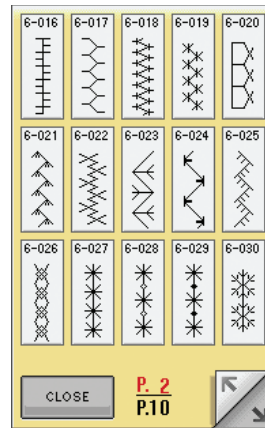
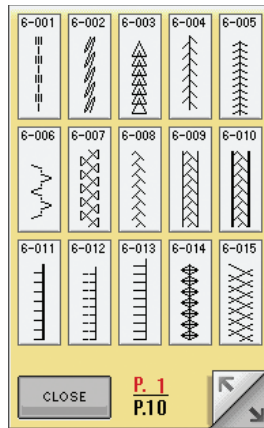
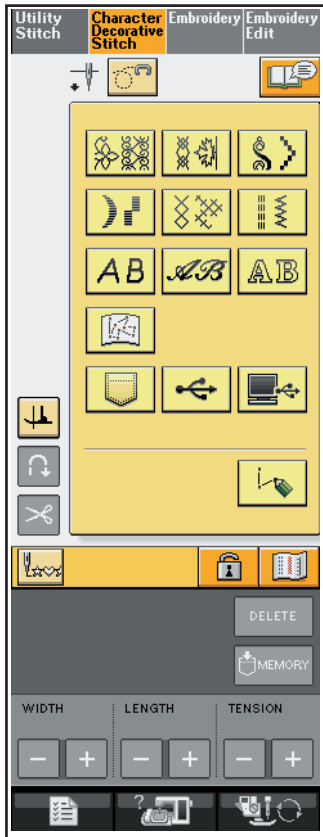
- ◆ Utility Stitches
- ◆ Points utilitaires
- ◆ Punti utili
- ◆ Основные строчки

- ◆ Nutzstiche
- ◆ Naaisteken
- ◆ Puntadas utiles



- ◆ Character/Decorative Stitches
- ◆ Caractères/points décoratifs
- ◆ Punti per caratteri/decorazioni
- ◆ Знаки/декоративные строчки

- ◆ Zeichenstichmuster/Dekorative Stichmuster
- ◆ Letter/decoratieve steken
- ◆ Puntadas de letras/decorativas





7-01	7-02	7-03	7-04	7-05
7-06	7-07	7-08	7-09	7-10
7-11	7-12	7-13	7-14	7-15

CLOSE P. 1 P. 5

7-16	7-17	7-18	7-19	7-20
7-21	7-22	7-23	7-24	7-25
7-26	7-27	7-28	7-29	7-30

CLOSE P. 2 P. 5

7-31	7-32	7-33	7-34	7-35
7-36	7-37	7-38	7-39	7-40
7-41	7-42	7-43	7-44	7-45

CLOSE P. 3 P. 5

7-46	7-47	7-48	7-49	7-50
7-51	7-52	7-53	7-54	7-55
7-56	7-57	7-58	7-59	7-60

CLOSE P. 4 P. 5

7-61	7-62	7-63	7-64	7-65
7-66	7-67	7-68	7-69	7-70
7-71	7-72	7-73		

CLOSE P. 5 P. 5



8-01	8-02	8-03	8-04	8-05
8-06	8-07	8-08	8-09	8-10
8-11	8-12	8-13	8-14	8-15

CLOSE P. 1 P. 5

8-16	8-17	8-18	8-19	8-20
8-21	8-22	8-23	8-24	8-25
8-26	8-27	8-28	8-29	8-30

CLOSE P. 2 P. 5

8-31	8-32	8-33	8-34	8-35
8-36	8-37	8-38	8-39	8-40
8-41	8-42	8-43	8-44	8-45

CLOSE P. 3 P. 5

8-46	8-47	8-48	8-49	8-50
8-51	8-52	8-53	8-54	8-55
8-56	8-57	8-58	8-59	8-60

CLOSE P. 4 P. 5

8-61	8-62	8-63		
------	------	------	--	--

CLOSE P. 5 P. 5



9-01	9-02	9-03	9-04	9-05
9-06	9-07	9-08	9-09	9-10
9-11	9-12	9-13	9-14	9-15
9-16	9-17	9-18	9-19	9-20

CLOSE



10-01	10-02	10-03	10-04	10-05
10-06	10-07	10-08	10-09	10-10
10-11	10-12	10-13	10-14	10-15
		10-16	10-17	

CLOSE



11-01	11-02	11-03	11-04	11-05
11-06	11-07	11-08	11-09	11-10
11-11	11-12	11-13	11-14	11-15
11-16	11-17	11-18	11-19	11-20
11-21	11-22	11-23	11-24	

CLOSE P. 1 P. 3

11-25	11-26	11-27	11-28	11-29
11-30	11-31	11-32	11-33	11-34
11-35	11-36	11-37	11-38	11-39
11-40	11-41	11-42	11-43	11-44
11-45	11-46	11-47	11-48	

CLOSE P. 2 P. 3

11-49	11-50	11-51	11-52	11-53
11-54	11-55	11-56	11-57	11-58
11-59	11-60	11-61	11-62	11-63

CLOSE P. 3 P. 3

AB

A	B	C	D	E
F	G	H	I	J
K	L	M	N	O
P	Q	R	S	T
U	V	W	X	Y
Z			'	-

CLOSE

ABC abc 0-9?!- ÄÄä-

a	b	c	d	e
f	g	h	i	j
k	l	m	n	o
p	q	r	s	t
u	v	w	x	y
z			'	-

CLOSE

ABC abc 0-9?!- ÄÄä-

0	1	2	3	4
5	6	7	8	9
&	?	!	()
'	,	.	-	-

CLOSE

ABC abc 0-9?!- ÄÄä-

Ä	Å	Æ	Ñ	Ö
Ø	Ç	U	ä	à
á	æ	ë	è	é
ê	ñ	ö	ò	ø
ì	ç	ù	û	ß
			'	-

CLOSE

ABC abc 0-9?!- ÄÄä-

AB

A	B	C	D	E
F	G	H	I	J
K	L	M	N	O
P	Q	R	S	T
U	V	W	X	Y
Z			'	-

CLOSE

ABC abc 0-9?!- ÄÄä-

a	b	c	d	e
f	g	h	i	j
k	l	m	n	o
p	q	r	s	t
u	v	w	x	y
z			'	-

CLOSE

ABC abc 0-9?!- ÄÄä-

0	1	2	3	4
5	6	7	8	9
&	?	!	()
'	,	.	-	-

CLOSE

ABC abc 0-9?!- ÄÄä-

Ä	Å	Æ	Ñ	Ö
Ø	Ç	U	ä	à
á	æ	ë	è	é
ê	ñ	ö	ò	ø
ì	ç	ù	û	ß
			'	-

CLOSE

ABC abc 0-9?!- ÄÄä-

AB

A	B	C	D	E
F	G	H	I	J
K	L	M	N	O
P	Q	R	S	T
U	V	W	X	Y
Z			'	-

CLOSE

ABC abc 0-9?!- ÄÄä-

a	b	c	d	e
f	g	h	i	j
k	l	m	n	o
p	q	r	s	t
u	v	w	x	y
z			'	-

CLOSE

ABC abc 0-9?!- ÄÄä-

0	1	2	3	4
5	6	7	8	9
&	?	!	()
'	,	.	-	-

CLOSE

ABC abc 0-9?!- ÄÄä-


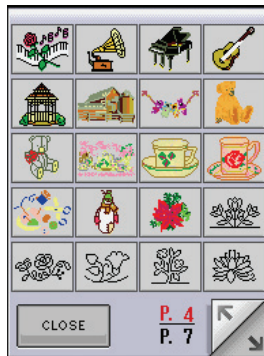
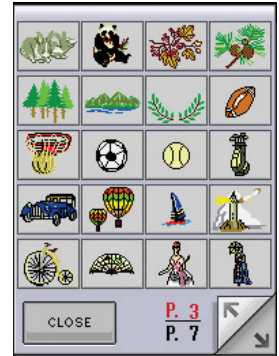



Ä	Å	Æ	Ñ	Ö
Ø	Ç	U	ä	à
á	æ	ë	è	é
ê	ñ	ö	ò	ø
ì	ç	ù	û	ß
			'	-

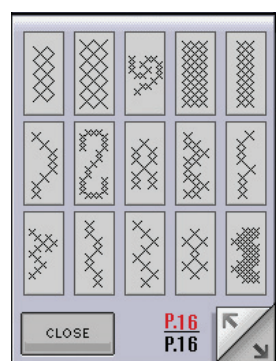
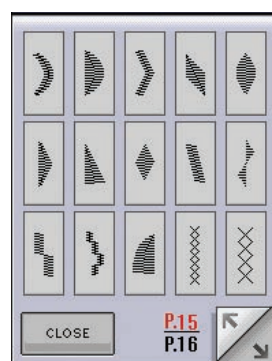

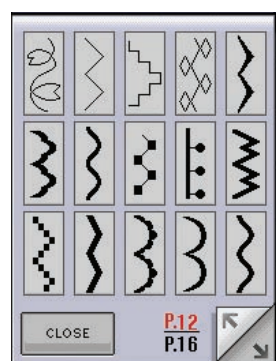



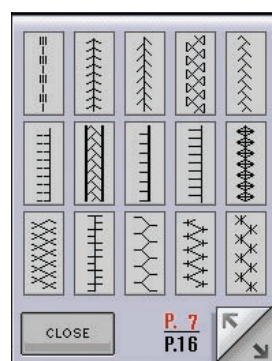





CLOSE

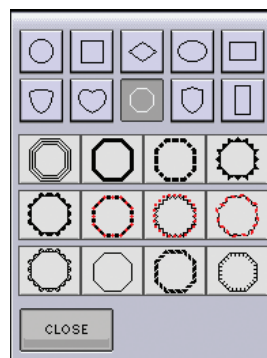

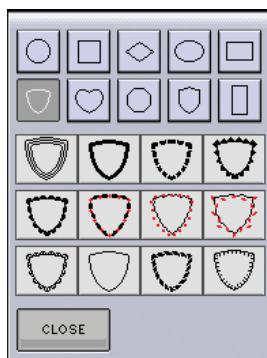
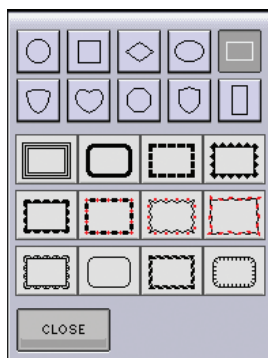
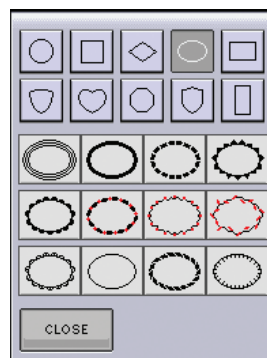

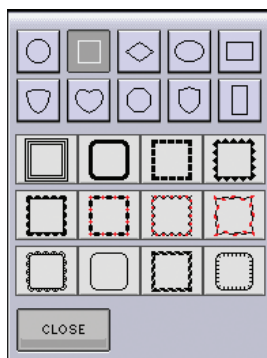
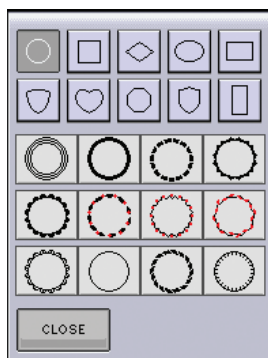
ABC abc 0-9?!- ÄÄä-

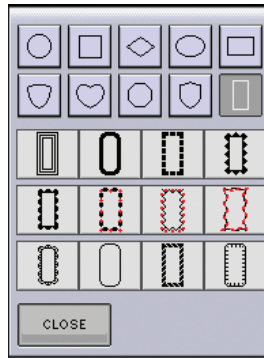
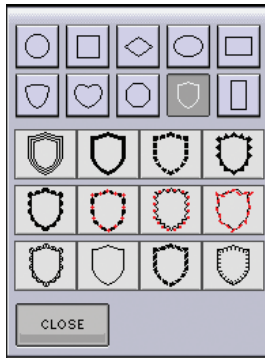
- ◆ Embroidery Patterns
- ◆ Motifs de broderie
- ◆ Schemi di ricamo
- ◆ Рисунки вышивки

- ◆ Stickmuster
- ◆ Borduurpatronen
- ◆ Patrones de bordado


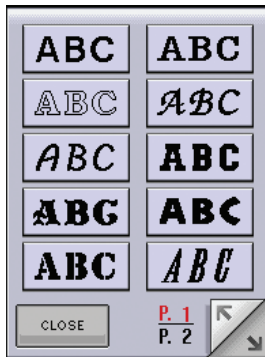




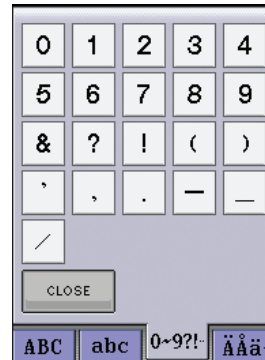




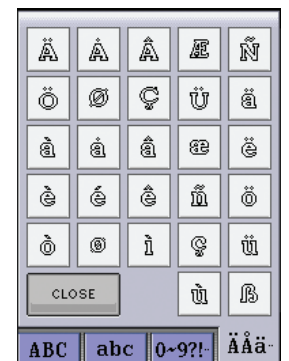
AA



ABC



ABC



ABC

A	B	C	D	E
F	G	H	I	J
K	L	M	N	O
P	Q	R	S	T
U	V	W	X	Y
CLOSE	Z	'	_	
ABC	abc	0-9?!-	ÄÅä-	

a	b	c	d	e
f	g	h	i	j
k	l	m	n	o
p	q	r	s	t
u	v	w	x	y
CLOSE	Z	'	_	
ABC	abc	0-9?!-	ÄÅä-	

0	1	2	3	4
5	6	7	8	9
&	?	!	()
'	,	.	-	_
/				
CLOSE				
ABC	abc	0-9?!-	ÄÅä-	

À	Á	Â	Æ	Ñ	
Ö	Ø	Ç	Û	ä	
à	á	â	æ	ë	
è	é	ê	ñ	ö	
ò	ø	ì	ç	ü	
CLOSE				ù	ß
ABC	abc	0-9?!-	ÄÅä-		

ABC

A	B	C	D	E
F	G	H	I	J
K	L	M	N	O
P	Q	R	S	T
U	V	W	X	Y
CLOSE	Z	'	_	
ABC	abc	0-9?!-	ÄÅä-	

a	b	c	d	e
f	g	h	i	j
k	l	m	n	o
p	q	r	s	t
u	v	w	x	y
CLOSE	Z	'	_	
ABC	abc	0-9?!-	ÄÅä-	

0	1	2	3	4
5	6	7	8	9
&	?	!	()
'	,	.	-	_
/				
CLOSE				
ABC	abc	0-9?!-	ÄÅä-	

Ä	Á	Â	Æ	Ñ	
Ö	Ø	Ç	Û	ä	
à	á	â	æ	ë	
è	é	ê	ñ	ö	
ò	ø	ì	ç	ü	
CLOSE				ù	ß
ABC	abc	0-9?!-	ÄÅä-		

ABC

A	B	C	D	E
F	G	H	I	J
K	L	M	N	O
P	Q	R	S	T
U	V	W	X	Y
CLOSE	Z	'	_	
ABC	abc	0-9?!-	ÄÅä-	

a	b	c	d	e
f	g	h	i	j
k	l	m	n	o
p	q	r	s	t
u	v	w	x	y
CLOSE	Z	'	_	
ABC	abc	0-9?!-	ÄÅä-	

0	1	2	3	4
5	6	7	8	9
&	?	!	()
'	,	.	-	_
/				
CLOSE				
ABC	abc	0-9?!-	ÄÅä-	

Ä	Á	Â	Æ	Ñ	
Ö	Ø	Ç	Û	ä	
à	á	â	æ	ë	
è	é	ê	ñ	ö	
ò	ø	ì	ç	ü	
CLOSE				ù	ß
ABC	abc	0-9?!-	ÄÅä-		

ABC

A	B	C	D	E
F	G	H	I	J
K	L	M	N	O
P	Q	R	S	T
U	V	W	X	Y
CLOSE	Z	'	_	
ABC	abc	0-9?!-	ÄÅä-	

a	b	c	d	e
f	g	h	i	j
k	l	m	n	o
p	q	r	s	t
u	v	w	x	y
CLOSE	Z	'	_	
ABC	abc	0-9?!-	ÄÅä-	

0	1	2	3	4
5	6	7	8	9
&	?	!	()
'	,	.	-	_
/				
CLOSE				
ABC	abc	0-9?!-	ÄÅä-	

Ä	Á	Â	Æ	Ñ	
Ö	Ø	Ç	Û	ä	
à	á	â	æ	ë	
è	é	ê	ñ	ö	
ò	ø	ì	ç	ü	
CLOSE				ù	ß
ABC	abc	0-9?!-	ÄÅä-		

ABC

A	B	C	D	E
F	G	H	I	J
K	L	M	N	O
P	Q	R	S	T
U	V	W	X	Y
CLOSE	Z	'	_	
ABC	abc	0-9?!-	ÄÅä-	

a	b	c	d	e
f	g	h	i	j
k	l	m	n	o
p	q	r	s	t
u	v	w	x	y
CLOSE	Z	'	_	
ABC	abc	0-9?!-	ÄÅä-	

0	1	2	3	4
5	6	7	8	9
&	?	!	()
'	,	.	-	_
/				
CLOSE				
ABC	abc	0-9?!-	ÄÅä-	

Ä	Á	Â	Æ	Ñ	
Ö	Ø	Ç	Ü	ä	
à	á	â	æ	ë	
è	é	ê	ñ	ö	
ò	ø	ï	ç	ü	
CLOSE				ù	ß
ABC	abc	0-9?!-	ÄÅä-		

ABC

A	B	C	D	E
F	G	H	I	J
K	L	M	N	O
P	Q	R	S	T
U	V	W	X	Y
CLOSE	Z	'	_	
ABC	abc	0-9?!-	ÄÅä-	

a	b	c	d	e
f	g	h	i	j
k	l	m	n	o
p	q	r	s	t
u	v	w	x	y
CLOSE	Z	'	_	
ABC	abc	0-9?!-	ÄÅä-	

0	1	2	3	4
5	6	7	8	9
&	?	!	()
'	,	.	-	_
/				
CLOSE				
ABC	abc	0-9?!-	ÄÅä-	

Ä	Á	Â	Æ	Ñ	
Ö	Ø	Ç	Ü	ä	
à	á	â	æ	ë	
è	é	ê	ñ	ö	
ò	ø	ï	ç	ü	
CLOSE				ù	ß
ABC	abc	0-9?!-	ÄÅä-		

ABC

A	B	C	D	E
F	G	H	I	J
K	L	M	N	O
P	Q	R	S	T
U	V	W	X	Y
CLOSE	Z	'	_	
ABC	abc	0-9?!-	ÄÅä-	

a	b	c	d	e
f	g	h	i	j
k	l	m	n	o
p	q	r	s	t
u	v	w	x	y
CLOSE	Z	'	_	
ABC	abc	0-9?!-	ÄÅä-	

0	1	2	3	4
5	6	7	8	9
&	?	!	()
'	,	.	-	_
/				
CLOSE				
ABC	abc	0-9?!-	ÄÅä-	

Ä	Á	Â	Æ	Ñ	
Ö	Ø	Ç	Ü	ä	
à	á	â	æ	ë	
è	é	ê	ñ	ö	
ò	ø	ï	ç	ü	
CLOSE				ù	ß
ABC	abc	0-9?!-	ÄÅä-		

ABC

A	B	C	D	E
F	G	H	I	J
K	L	M	N	O
P	Q	R	S	T
U	V	W	X	Y
CLOSE	Z	'	_	
ABC	abc	0-9?!-	ÄÅä-	

a	b	c	d	e
f	g	h	i	j
k	l	m	n	o
p	q	r	s	t
u	v	w	x	y
CLOSE	Z	'	_	
ABC	abc	0-9?!-	ÄÅä-	

0	1	2	3	4
5	6	7	8	9
&	?	!	()
'	,	.	-	_
/				
CLOSE				
ABC	abc	0-9?!-	ÄÅä-	

Ä	Á	Â	Æ	Ñ	
Ö	Ø	Ç	Ü	ä	
à	á	â	æ	ë	
è	é	ê	ñ	ö	
ò	ø	ï	ç	ü	
CLOSE				ù	ß
ABC	abc	0-9?!-	ÄÅä-		

ABC

A	B	C	D	E		
F	G	H	I	J		
K	L	M	N	O		
P	Q	R	S	T		
U	V	W	X	Y		
CLOSE				Z	'	_
ABC	abc	0-9?!-				

a	b	c	d	e		
f	g	h	i	j		
k	l	m	n	o		
p	q	r	s	t		
u	v	w	x	y		
CLOSE				z	'	_
ABC	abc	0-9?!-				

0	1	2	3	4
5	6	7	8	9
&	?	!	()
'	,	.	-	_
/				
CLOSE				
ABC	abc	0-9?!-		

ABCDE

A	B	C	D	E		
F	G	H	I	J		
K	L	M	N	O		
P	Q	R	S	T		
U	V	W	X	Y		
CLOSE				Z	'	_
ABC	abc	0-9?!-	ÄÄä			

a	b	c	d	e		
f	g	h	i	j		
k	l	m	n	o		
p	q	r	s	t		
u	v	w	x	y		
CLOSE				z	'	_
ABC	abc	0-9?!-	ÄÄä			

0	1	2	3	4
5	6	7	8	9
&	?	!	()
'	,	.	-	_
/				
CLOSE				
ABC	abc	0-9?!-	ÄÄä	

Ä	Å	Â	Æ	Ñ	
Ö	Ø	Ç	Ü	ä	
à	á	â	æ	ë	
è	é	ê	ñ	ö	
ò	ø	ì	ç	ü	
CLOSE				ù	ß
ABC	abc	0-9?!-	ÄÄä		

ABCDE

A	B	C	D	E		
F	G	H	I	J		
K	L	M	N	O		
P	Q	R	S	T		
U	V	W	X	Y		
CLOSE				Z	'	_
ABC	abc	0-9?!-	ÄÄä			

a	b	c	d	e		
f	g	h	i	j		
k	l	m	n	o		
p	q	r	s	t		
u	v	w	x	y		
CLOSE				z	'	_
ABC	abc	0-9?!-	ÄÄä			

0	1	2	3	4
5	6	7	8	9
&	?	!	()
'	,	.	-	_
/				
CLOSE				
ABC	abc	0-9?!-	ÄÄä	

Ä	Å	Â	Æ	Ñ	
Ö	Ø	Ç	Ü	ä	
à	á	â	æ	ë	
è	é	ê	ñ	ö	
ò	ø	ì	ç	ü	
CLOSE				ù	ß
ABC	abc	0-9?!-	ÄÄä		

ABCDE

A	B	C	D	E		
F	G	H	I	J		
K	L	M	N	O		
P	Q	R	S	T		
U	V	W	X	Y		
CLOSE				Z	'	_
ABC	abc	0-9?!-	ÄÄä			

a	b	c	d	e		
f	g	h	i	j		
k	l	m	n	o		
p	q	r	s	t		
u	v	w	x	y		
CLOSE				z	'	_
ABC	abc	0-9?!-	ÄÄä			

0	1	2	3	4
5	6	7	8	9
&	?	!	()
'	,	.	-	_
/				
CLOSE				
ABC	abc	0-9?!-	ÄÄä	

Ä	Å	Â	Æ	Ñ	
Ö	Ø	Ç	Ü	ä	
à	á	â	æ	ë	
è	é	ê	ñ	ö	
ò	ø	ì	ç	ü	
CLOSE				ù	ß
ABC	abc	0-9?!-	ÄÄä		

ABCDE

А	В	С	Д	Е
Ғ	Г	Ҙ	И	Й
К	Л	М	Н	О
Р	Q	Ҙ	С	Т
U	У	У	Х	У
CLOSE	Z	'	—	
ABC	abc	0~9?!-	ÄÅä-	

a	b	c	d	e
f	g	h	i	j
k	l	m	n	o
p	q	r	s	t
u	v	w	x	y
CLOSE	Z	'	—	
ABC	abc	0~9?!-	ÄÅä-	

0	1	2	3	4
5	6	7	8	9
&	?	!	()
'	,	.	-	—
/				
CLOSE				
ABC	abc	0~9?!-	ÄÅä-	

À	Á	Â	Æ	Ÿ
Ö	Ø	Ç	Ù	ä
à	á	â	æ	ë
è	é	ê	ñ	ö
ò	ó	ì	ç	ü
CLOSE			ù	ß
ABC	abc	0~9?!-	ÄÅä-	

АБВ

А	Б	В	Г	Д
Е	Ё	Ж	З	И
Й	К	Л	М	Н
О	П	Р	С	Т
У	Ф	Х	Ц	
CLOSE	P. 1		↶	↷
	P. 2			
АБВ	абв	0~9?!-		




Ч	Ш	Щ	Ъ	Ы
Ь	Э	Ю	Я	Г
Є	І	Ї	Ў	Ғ
Ғ	Ј	Љ	Њ	Ц
Ѓ	Ѕ	Ї		
CLOSE	P. 2		↶	↷
	P. 2			
АБВ	абв	0~9?!-		

а	б	в	г	д
е	ё	ж	з	и
й	к	л	м	н
о	п	р	с	т
у	ф	х	ц	
CLOSE	P. 1		↶	↷
	P. 2			
АБВ	абв	0~9?!-		

ч	ш	щ	ъ	ы
ь	э	ю	я	г
є	і	ї	ў	ғ
ғ	ј	љ	њ	ц
ѓ	ѕ	ї		
CLOSE	P. 2		↶	↷
	P. 2			
АБВ	абв	0~9?!-		

0	1	2	3	4
5	6	7	8	9
'	&	?	!	(
)	,	.	-	/
—				
CLOSE				
АБВ	абв	0~9?!-		

АБВ

Embroidery Pattern Color Change Table

Tableau de changement de couleur des motifs de broderie
 Tabella di cambiamento colori degli schemi di ricamo
 Таблица смены цвета нитей для рисунка вышивки

Stickmuster-Farbtabelle

Kleurwijzigingstabel voor de borduurpatronen
 Tabla de cambio de color para patrones de bordado

- ◆ Embroidery patterns
- ◆ Motifs de broderie
- ◆ Schemi di ricamo
- ◆ Рисунки вышивки

- ◆ Stickmuster
- ◆ Borduurpatronen
- ◆ Patrones de bordado



No. 1 **13min**

1	(085)
2	(086)
3	(513)
4	(507)

Size
 ↓ 9.5cm ↔ 9.6cm

EMBROIDERY

No. 5 **7min**

1	(027)
2	(208)
3	(209)
4	(058)
5	(507)
6	(209)

Size
 ↓ 10.1cm ↔ 9.9cm

No. 10 **16min**

1	(339)
2	(534)
3	(707)
4	(812)
5	(810)
6	(124)
7	(707)

Size
 ↓ 8.6cm ↔ 6.0cm

No. 2 **29min**

1	(513)
2	(507)
3	(085)
4	(086)
5	(208)
6	(209)
7	(058)

Size
 ↓ 24.5cm ↔ 15.6cm

No. 6 **13min**

1	(079)
2	(086)
3	(205)
4	(517)
5	(406)
6	(517)

Size
 ↓ 8.4cm ↔ 8.4cm

No. 11 **7min**

1	(517)
2	(339)
3	(707)
4	(017)
5	(812)
6	(206)
7	(348)
8	(707)

Size
 ↓ 7.6cm ↔ 3.9cm

No. 7 **18min**

1	(507)
2	(515)
3	(001)
4	(810)
5	(107)
6	(513)

Size
 ↓ 9.6cm ↔ 8.2cm

No. 12 **9min**

1	(513)
2	(515)
3	(502)
4	(205)
5	(214)
6	(058)

Size
 ↓ 7.6cm ↔ 5.5cm

No. 3 **18min**

1	(515)
2	(612)
3	(010)
4	(612)
5	(027)
6	(058)
7	(206)
8	(208)
9	(058)

Size
 ↓ 9.4cm ↔ 9.6cm

No. 8 **15min**

1	(513)
2	(027)
3	(612)
4	(810)
5	(614)
6	(001)

Size
 ↓ 9.6cm ↔ 7.5cm

No. 13 **14min**

1	(515)
2	(058)
3	(208)
4	(209)
5	(323)
6	(058)
7	(010)
8	(405)
9	(058)

Size
 ↓ 6.7cm ↔ 6.7cm

No. 4 **48min**

1	(515)
2	(612)
3	(010)
4	(612)
5	(206)
6	(208)
7	(027)
8	(058)

Size
 ↓ 25.7cm ↔ 15.6cm

No. 9 **17min**

1	(509)
2	(534)
3	(513)
4	(070)
5	(420)
6	(406)
7	(058)

Size
 ↓ 8.1cm ↔ 9.5cm

No. 14 **22min**

1	(019)
2	(800)
3	(007)
4	(800)
5	(007)

Size
 ↓ 7.9cm ↔ 7.7cm



No.15 **7min**

1	(800)
2	(107)
3	(534)
4	(515)
5	(205)
6	(058)
7	(079)
8	(085)

Size
↓ 4.4cm ↔ 5.8cm



No.20 **6min**

1	(612)
2	(515)

Size
↓ 7.0cm ↔ 6.1cm



No.25 **10min**

1	(502)
2	(027)
3	(612)
4	(810)
5	(070)

Size
↓ 9.6cm ↔ 8.7cm



No.16 **9min**

1	(214)
2	(323)
3	(214)
4	(058)
5	(507)
6	(205)
7	(079)

Size
↓ 4.4cm ↔ 7.4cm



No.21 **10min**

1	(513)
2	(085)
3	(807)
4	(507)
5	(209)
6	(206)
7	(807)

Size
↓ 5.2cm ↔ 8.5cm



No.26 **9min**

1	(810)
2	(205)
3	(502)
4	(017)
5	(612)

Size
↓ 7.6cm ↔ 8.1cm



No.17 **18min**

1	(001)
2	(339)
3	(843)
4	(058)
5	(534)
6	(010)
7	(079)
8	(515)
9	(534)
10	(328)
11	(323)
12	(502)
13	(507)
14	(019)
15	(205)
16	(107)

Size
↓ 9.5cm ↔ 8.5cm



No.22 **22min**

1	(214)
2	(517)
3	(509)
4	(810)
5	(807)
6	(707)
7	(017)
8	(307)
9	(509)
10	(214)
11	(810)
12	(807)
13	(707)


Size
↓ 9.6cm ↔ 7.2cm



No.27 **2min**

1	(502)
2	(070)
3	(810)

Size
↓ 1.5cm ↔ 9.6cm



No.28 **6min**

1	(807)
---	-------

Size
↓ 15.6cm ↔ 12.3cm



No.18 **6min**

1	(509)
2	(542)
3	(070)
4	(810)
5	(206)


Size
↓ 9.6cm ↔ 7.2cm



No.23 **15min**

1	(214)
2	(517)
3	(509)
4	(707)
5	(810)
6	(807)
7	(707)

Size
↓ 7.4cm ↔ 5.9cm



No.29 **1min**

1	(612)
---	-------

Size
↓ 9.5cm ↔ 9.5cm



No.19 **5min**

1	(507)
2	(515)
3	(085)
4	(086)


Size
↓ 7.5cm ↔ 5.8cm



No.24 **6min**

1	(214)
2	(517)
3	(509)
4	(810)
5	(807)
6	(707)

Size
↓ 5.5cm ↔ 3.2cm



No.30 **1min**

1	(612)
---	-------

Size
↓ 7.1cm ↔ 7.1cm



No.31

7min	
1	(085)
Size	
↓	8.4cm ↔ 9.3cm



No.37

13min	
1	(843)
2	(214)
3	(339)
4	(339)
5	(058)
6	(900)
Size	
↓	9.7cm ↔ 4.6cm




No.42

17min	
1	(001)
2	(010)
3	(843)
4	(513)
5	(058)
6	(704)
7	(900)
Size	
↓	7.5cm ↔ 6.5cm




No.32

3min	
1	(027)
Size	
↓	5.4cm ↔ 5.0cm



No.38

20min	
1	(843)
2	(328)
3	(323)
4	(323)
5	(058)
6	(900)
Size	
↓	7.5cm ↔ 9.7cm



No.43

10min	
1	(214)
2	(812)
3	(058)
4	(807)
5	(058)
Size	
↓	7.6cm ↔ 9.4cm



No.33

7min	
1	(502)
Size	
↓	6.5cm ↔ 7.7cm



No.39

26min	
1	(001)
2	(307)
3	(707)
4	(900)
5	(515)
6	(030)
Size	
↓	7.7cm ↔ 9.5cm



No.44

9min	
1	(509)
2	(323)
3	(058)
4	(323)
5	(058)
6	(513)
7	(507)
8	(509)
Size	
↓	7.6cm ↔ 9.6cm



No.34

11min	
1	(620)
2	(007)
3	(707)
4	(208)
5	(107)
Size	
↓	7.7cm ↔ 9.2cm



No.45

9min	
1	(323)
2	(507)
3	(513)
4	(507)
Size	
↓	6.2cm ↔ 7.8cm




No.35

19min	
1	(843)
2	(208)
3	(030)
4	(405)
5	(007)
6	(900)
7	(030)
8	(208)
9	(339)
10	(515)
Size	
↓	9.5cm ↔ 9.0cm



No.40

18min	
1	(001)
2	(328)
3	(214)
4	(323)
5	(079)
6	(058)
Size	
↓	7.3cm ↔ 6.5cm



No.46

9min	
1	(017)
2	(509)
3	(513)
4	(517)
5	(420)
6	(509)
7	(507)
Size	
↓	3.6cm ↔ 9.4cm



No.36

8min	
1	(001)
2	(010)
3	(515)
4	(030)
5	(339)
6	(900)
Size	
↓	5.7cm ↔ 5.8cm



No.41

17min	
1	(001)
2	(124)
3	(005)
4	(817)
5	(707)
Size	
↓	5.6cm ↔ 9.5cm




Nn.47

3min	
1	(515)
2	(058)
Size	
↓	4.8cm ↔ 9.3cm

Embroidery Pattern Color Change Table
 Stickmuster-Farbtabelle
 Tableau de changement de couleur des motifs de broderie
 Kleurwijzigingstabel voor de borduurpatronen
 Tabella di cambiamento colori degli schemi di ricamo
 Tabla de cambio de color para patrones de bordado
 Таблица смены цвета нитей для рисунка вышивки


No.48 **3min**



1	(339)
2	(001)
3	(900)

Size
 ↓ 3.6cm ↔ 2.9cm


No.55 **2min**



1	(019)
2	(800)
3	(405)
4	(205)
5	(900)

Size
 ↓ 3.1cm ↔ 2.7cm

No.60 **41min**



1	(010)
2	(307)
3	(070)
4	(405)
5	(001)
6	(005)
7	(058)
8	(328)
9	(058)
10	(900)

Size
 ↓ 17.5cm ↔ 9.8cm


No.49 **4min**



1	(800)
2	(214)
3	(900)
4	(843)

Size
 ↓ 3.6cm ↔ 4.2cm


No.56 **11min**



1	(001)
2	(070)
3	(843)
4	(005)
5	(323)
6	(001)
7	(900)
8	(205)

Size
 ↓ 4.9cm ↔ 6.0cm


No.61 **17min**



1	(001)
2	(007)
3	(900)
4	(515)
5	(086)
6	(612)
7	(900)

Size
 ↓ 8.1cm ↔ 9.7cm

No.50 **3min**



1	(001)
2	(900)

Size
 ↓ 3.0cm ↔ 3.0cm


No.57 **7min**



1	(900)
2	(843)
3	(900)
4	(005)
5	(328)
6	(058)
7	(704)
8	(900)

Size
 ↓ 8.1cm ↔ 9.5cm


No.62 **12min**



1	(339)
2	(208)
3	(010)
4	(058)
5	(900)
6	(707)
7	(005)
8	(339)
9	(058)
10	(900)

Size
 ↓ 8.4cm ↔ 7.4cm


No.51 **1min**



1	(010)
2	(900)

Size
 ↓ 2.3cm ↔ 2.3cm


No.52 **5min**



1	(010)
2	(704)
3	(707)
4	(900)

Size
 ↓ 6.5cm ↔ 2.7cm


No.58 **15min**



1	(107)
2	(027)
3	(001)
4	(010)
5	(323)
6	(058)
7	(900)
8	(515)

Size
 ↓ 5.0cm ↔ 9.6cm


No.63 **22min**



1	(001)
2	(205)
3	(058)
4	(900)
5	(707)
6	(900)

Size
 ↓ 9.3cm ↔ 9.5cm


No.53 **18min**



1	(208)
2	(502)
3	(005)
4	(707)
5	(405)
6	(323)
7	(900)

Size
 ↓ 4.8cm ↔ 9.6cm


No.64 **8min**



1	(214)
2	(005)
3	(058)
4	(339)
5	(323)
6	(900)
7	(005)
8	(323)
9	(900)
10	(001)

Size
 ↓ 7.1cm ↔ 7.3cm


No.54 **17min**



1	(205)
2	(534)
3	(513)
4	(030)
5	(339)
6	(058)
7	(900)


Size
 ↓ 9.7cm ↔ 8.3cm

No.59 **15min**



1	(307)
2	(001)
3	(328)
4	(810)
5	(070)
6	(900)
7	(086)

Size
 ↓ 9.5cm ↔ 8.1cm



No.65

24min	
1	(027)
2	(515)
3	(214)
4	(339)
5	(010)
6	(900)
7	(339)
8	(058)
9	(010)
10	(900)

Size
 ↓ 8.3cm ↔ 9.4cm



No.70

44min	
1	(010)
2	(027)
3	(323)
4	(058)
5	(010)
6	(027)
7	(070)
8	(515)
9	(085)

Size
 ↓ 11.6cm ↔ 17.5cm



No.75

9min	
1	(515)
2	(519)
3	(513)
4	(807)
5	(800)
6	(107)

Size
 ↓ 4.6cm ↔ 5.3cm



No.66

28min	
1	(339)
2	(328)
3	(214)
4	(323)
5	(058)
6	(843)
7	(704)
8	(707)
9	(005)
10	(323)
11	(058)
12	(005)


Size
 ↓ 6.2cm ↔ 9.6cm



No.71

13min	
1	(107)
2	(010)
3	(307)
4	(843)
5	(515)
6	(323)
7	(107)

Size
 ↓ 6.6cm ↔ 9.6cm



No.76

1min	
1	(900)


Size
 ↓ 3.1cm ↔ 5.4cm



No.67

16min	
1	(214)
2	(333)
3	(612)
4	(107)
5	(001)
6	(019)
7	(205)
8	(339)
9	(502)
10	(005)
11	(085)
12	(800)
13	(614)
14	(900)
15	(205)

Size
 ↓ 8.2cm ↔ 16.6cm



No.72

14min	
1	(515)
2	(534)
3	(085)
4	(079)
5	(124)
6	(800)
7	(328)
8	(339)

Size
 ↓ 7.4cm ↔ 9.6cm



No.77

1min	
1	(900)

Size
 ↓ 3.1cm ↔ 6.3cm



No.68

16min	
1	(339)
2	(337)
3	(209)
4	(126)
5	(707)

Size
 ↓ 7.5cm ↔ 6.8cm



No.73

7min	
1	(079)
2	(509)
3	(339)
4	(812)
5	(405)

Size
 ↓ 6.4cm ↔ 9.1cm



No.79

1min	
1	(900)

Size
 ↓ 3.8cm ↔ 4.1cm



★ No.69

6min	
1	---> (509)
2	--- (509)
3	~ (509)
4	(812)
5	(086)
6	(800)
7	(707)

Size
 ↓ 7.1cm ↔ 5.5cm



No.74

16min	
1	(001)
2	(307)
3	(086)
4	(214)
5	(337)
6	(509)
7	(513)
8	(058)

Size
 ↓ 9.6cm ↔ 5.7cm



No.80

1min	
1	(900)

Size
 ↓ 3.5cm ↔ 4.8cm

- ★ Refer to the operation manual for the sewing machine for details on how to embroider appliqué No. 69.
- ★ Für Einzelheiten zum Sticken der Applikationen 69 wird auf die Bedienungsanleitung der Nähmaschine verwiesen.
- ★ Se reporter au mode d'emploi de la machine à coudre pour la façon de broder le appliqué No. 69.
- ★ Zie de bedieningshandleiding van de naaimachine voor nadere bijzonderheden betreffende het borduren van de appliqué's Nr. 69.
- ★ Per i dettagli su come ricamare le applicazioni No. 69, far riferimento al manuale d'istruzioni della macchina per cucire.
- ★ Consulte el manual de instrucciones de la máquina de coser por detalles sobre como bordar los aplique No. 69.
- ★ Подробную информацию о вышивании аппликации № 69 см. в руководстве пользователя швейной машины.

Embroidery Pattern Color Change Table
 Stickmuster-Farbtabelle
 Tableau de changement de couleur des motifs de broderie
 Kleurwijzigingstabel voor de borduurpatronen
 Tabella di cambiamento colori degli schemi di ricamo
 Tabla de cambio de color para patrones de bordado
 Таблица смены цвета нитей для рисунка вышивки

No.81 **2min**

1	(124)
2	(502)
3	(124)
4	(079)
5	(812)

Size
 ⇅2.9cm⇅3.5cm



No.88 **6min**

1	(348)
2	(515)
3	(513)
4	(810)
5	(323)
6	(620)
7	(812)

Size
 ⇅7.2cm⇅9.0cm

No.95 **3min**

1	(001)
2	(900)
3	(307)
4	(800)
5	(208)
6	(900)


Size
 ⇅2.8cm⇅4.6cm



No.82 **3min**

1	(800)
2	(812)
3	(208)
4	(519)

Size
 ⇅2.9cm⇅4.3cm



No.89 **13min**

1	(509)
2	(027)
3	(085)
4	(086)
5	(807)
6	(810)

Size
 ⇅6.4cm⇅7.9cm



No.96 **1min**

1	(612)
2	(614)

Size
 ⇅2.5cm⇅3.9cm

No.83 **3min**

1	(333)
2	(517)
3	(800)

Size
 ⇅4.3cm⇅4.2cm



No.90 **5min**

1	(509)
2	(124)
3	(612)
4	(843)

Size
 ⇅7.8cm⇅4.5cm



No.97 **3min**

1	(515)
2	(399)
3	(208)
4	(205)
5	(807)

Size
 ⇅2.7cm⇅5.1cm

No.84 **3min**

1	(515)
2	(607)
3	(307)
4	(812)

Size
 ⇅4.3cm⇅3.4cm



No.91 **5min**

1	(001)
2	(070)
3	(810)
4	(812)
5	(502)
6	(001)

Size
 ⇅4.0cm⇅4.5cm



No.98 **5min**

1	(085)
2	(124)
3	(030)
4	(086)
5	(070)
6	(208)

Size
 ⇅3.5cm⇅3.8cm

No.85 **4min**

1	(307)
2	(509)
3	(812)
4	(079)
5	(810)
6	(307)

Size
 ⇅3.6cm⇅4.3cm



No.92 **4min**

1	(513)
2	(027)
3	(612)
4	(614)

Size
 ⇅4.4cm⇅5.5cm



No.99 **5min**

1	(001)
2	(208)
3	(405)
4	(800)
5	(019)
6	(005)
7	(900)

Size
 ⇅3.4cm⇅3.2cm

No.86 **3min**

1	(515)
2	(126)
3	(206)
4	(126)

Size
 ⇅3.1cm⇅4.2cm



No.93 **7min**

1	(513)
2	(843)
3	(001)
4	(206)
5	(126)

Size
 ⇅5.1cm⇅6.9cm



No.100 **2min**


1	(333)
2	(800)
3	(001)
4	(900)
5	(800)

Size
 ⇅2.7cm⇅2.2cm

No.87 **9min**

1	(513)
2	(214)
3	(001)
4	(607)

Size
 ⇅5.9cm⇅5.8cm



No.94 **3min**

1	(800)
2	(001)
3	(900)
4	(208)
5	(030)

Size
 ⇅2.5cm⇅3.7cm



No.101 **4min**

1	(001)
2	(206)
3	(612)
4	(030)
5	(019)
6	(415)

Size
 ⇅2.9cm⇅2.9cm

No.102 4min

1	(208)
2	(001)
3	(405)
4	(800)
5	(208)
6	(001)
7	(900)

Size
 ⚡3.5cm↔3.8cm



No.103 5min

1	(001)
2	(208)
3	(124)
4	(086)
5	(513)
6	(900)
7	(001)
8	(019)

Size
 ⚡3.6cm↔3.2cm



No.104 4min

1	(001)
2	(800)
3	(900)
4	(205)
5	(209)
6	(005)

Size
 ⚡3.7cm↔3.0cm



No.105 10min

1	(086)
2	(348)
3	(079)
4	(607)

Size
 ⚡6.1cm↔6.1cm



No.106 15min

1	(348)
2	(900)
3	(323)
4	(800)

Size
 ⚡6.3cm↔8.7cm



No.107 12min

1	(502)
2	(124)
3	(307)
4	(010)
5	(348)

Size
 ⚡7.0cm↔7.7cm



No.108 15min

1	(001)
2	(807)
3	(208)
4	(001)
5	(900)
6	(017)
7	(614)
8	(843)
9	(208)
10	(614)
11	(612)
12	(017)
13	(001)
14	(807)

Size
 ⚡9.3cm↔4.7cm



No.109 12min

1	(001)
2	(030)
3	(515)
4	(206)
5	(017)
6	(085)
7	(900)
8	(030)

Size
 ⚡8.2cm↔9.1cm



No.110 6min

1	(800)
2	(900)
3	(001)


Size
 ⚡5.4cm↔3.5cm



No.111 22min

1	(208)
2	(800)
3	(513)
4	(620)
5	(843)
6	(509)
7	(810)
8	(205)
9	(800)
10	(515)
11	(620)
12	(800)

Size
 ⚡8.3cm↔9.2cm



No.112 3min

1	(900)
---	-------

Size
 ⚡4.6cm↔4.4cm



Zen: Zen / Zen / Zen / Zen / Zen /
 Zen / Дзен

No.113 2min

1	(900)
---	-------

Size
 ⚡3.3cm↔2.6cm



Ai: Love / Liebe / Amour / Liefde /
 Amore / Amor / Любовь

No.114 3min

1	(900)
---	-------

Size
 ⚡9.2cm↔2.0cm



Shunkashutou:
 Spring Summer Autumn Winter /
 Frühling Sommer Herbst Winter /
 Printemps Été Automne Hiver /
 Lente Zomer Herfst Winter /
 Primavera estate, autunno, inverno /
 Primavera Verano Otoño Invierno /
 Весна Лето Осень Зима

Embroidery Pattern Color Change Table
 Stickmuster-Farbtabelle
 Tableau de changement de couleur des motifs de broderie
 Kleurwijzigingstabel voor de borduurpatronen
 Tabella di cambiamento colori degli schemi di ricamo
 Tabla de cambio de color para patrones de bordado
 Таблица смены цвета нитей для рисунка вышивки



No.115 84min

1	(509)
2	(513)
2	(208)
4	(205)
5	(124)
6	(810)
7	(001)
8	(010)
9	(810)
10	(613)
11	(079)
12	(030)
13	(337)
14	(126)
15	(812)
16	(323)
17	(337)
18	(206)
19	(509)
20	(124)
21	(810)

Size
 ⚡25.0cm ↔ 15.0cm



No.118 51min

1	(017)
2	(019)
3	(107)
4	(030)
5	(205)
6	(126)
7	(085)
8	(086)
9	(807)
10	(620)
11	(502)
12	(509)
13	(070)

Size
 ⚡25.2cm ↔ 15.4cm



No.116 39min

1	(206)
2	(328)
3	(620)
4	(515)
5	(810)
6	(206)
7	(620)


Size
 ⚡19.4cm ↔ 15.5cm



No.119 37min

1	(509)
2	(804)
3	(085)
4	(017)
5	(124)
6	(612)
7	(017)

Size
 ⚡21.7cm ↔ 14.7cm



No.117 29min

1	(328)
2	(515)
3	(810)
4	(206)
5	(620)

Size
 ⚡15.6cm ↔ 15.6cm



No.120 **22min**

1	(348)
2	(337)
3	(126)
4	(206)
5	(513)
6	(348)

Size
 ⇅15.6cm⇔15.6cm



No.123 **28min**

1	(017)
2	(070)
3	(205)
4	(086)
5	(807)

Size
 ⇅17.8cm⇔15.6cm



No.121 **66min**

1	(070)
2	(017)
3	(810)
4	(613)
5	(070)
6	(513)
7	(515)
8	(502)
9	(086)
10	(807)
11	(337)
12	(126)
13	(030)
14	(205)

Size
 ⇅21.2cm⇔15.3cm



No.124 **45min**

1	(330)
2	(517)
3	(807)
4	(086)
5	(620)
6	(323)
5	(333)


Size
 ⇅15.3cm⇔15.4cm



No.122 **49min**

1	(017)
2	(810)
3	(613)
4	(070)
5	(513)
6	(515)
7	(502)
8	(337)
9	(126)
10	(030)
11	(513)
12	(515)
13	(086)
14	(807)
15	(205)

Size
 ⇅21.7cm⇔8.8cm



No.125 **47min**

1	(804)
2	(810)
3	(607)
4	(017)
5	(019)
6	(085)
7	(086)
8	(027)
9	(124)


Size
 ⇅15.6cm⇔15.5cm

Embroidery Pattern Color Change Table
 Stickmuster-Farbtabelle
 Tableau de changement de couleur des motifs de broderie
 Kleurwijzigingstabel voor de borduurpatronen
 Tabella di cambiamento colori degli schemi di ricamo
 Tabla de cambio de color para patrones de bordado
 Таблица смены цвета нитей для рисунка вышивки

No.126 62min

1	(328)
2	(214)
3	(070)
4	(513)
5	(124)
6	(214)
7	(124)
8	(085)
9	(810)
10	(612)
11	(513)
12	(214)


Size
 ↓15.4cm↔14.9cm



No.128 33min

1	(206)
2	(027)
3	(126)
4	(209)
5	(030)
6	(348)
7	(206)


Size
 ↓15.1cm↔15.1cm



★ No.127 54min

1	(513)
2	(513)
3	(513)
4	(513)
5	(348)
6	(323)
7	(513)
8	(126)
9	(209)
10	(030)
11	(206)


Size
 ↓15.6cm↔14.7cm



- ★Refer to the operation manual for the sewing machine for details on how to embroider appliqué No. 127.
- ★Für Einzelheiten zum Sticken der Applikationen 127 wird auf die Bedienungsanleitung der Nähmaschine verwiesen.
- ★Se reporter au mode d'emploi de la machine à coudre pour la façon de broder le appliqué No. 127.
- ★Zie de bedieningshandleiding van de naaimachine voor nadere bijzonderheden betreffende het borduren van de appliqué's Nr. 127.
- ★Per i dettagli su come ricamare le applicazioni No. 127, far riferimento al manuale d'istruzioni della macchina per cucire.
- ★Consulte el manual de instrucciones de la máquina de coser por detalles sobre como bordar los aplique No. 127.
- ★Подробную информацию о вышивании аппликации № 127 см. в руководстве пользователя швейной машины.

- ◆ Heirloom patterns
- ◆ Motifs à l'ancienne
- ◆ Schemi decorativi tradizionali
- ◆ Кружевные рисунки

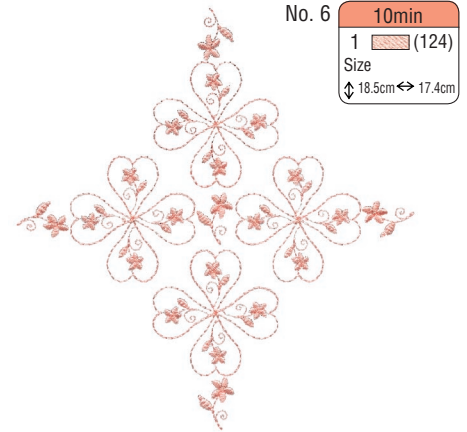
- ◆ Hohlsaum-Stichmuster
- ◆ Erfstukpatronen
- ◆ Patrones de broches y adornos



● No. 1

52min	
1	(517)
2	(027)
3	(613)
4	(810)
5	(612)
6	(613)
7	(058)
8	(804)

Size
 ⇅ 26.1cm ⇔ 17.0cm



No. 6

10min	
1	(124)

Size
 ⇅ 18.5cm ⇔ 17.4cm

No. 2

8min	
1	(517)
2	(027)
3	(613)
4	(810)
5	(612)
6	(613)
7	(058)

Size
 ⇅ 4.7cm ⇔ 6.4cm



No. 5

19min	
1	(079)
2	(124)

Size
 ⇅ 28.0cm ⇔ 9.3cm



No. 7

30min	
1	(027)
2	(085)
3	(807)

Size
 ⇅ 17.0cm ⇔ 17.0cm



No. 3

15min	
1	(517)
2	(027)
3	(613)
4	(810)
5	(612)
6	(613)
7	(058)
8	(810)

Size
 ⇅ 9.4cm ⇔ 9.5cm



No. 4

34min	
1	(810)
2	(307)
3	(517)
4	(027)
5	(613)
6	(810)
7	(612)
8	(613)
9	(058)

Size
 ⇅ 12.3cm ⇔ 17.4cm



No. 8


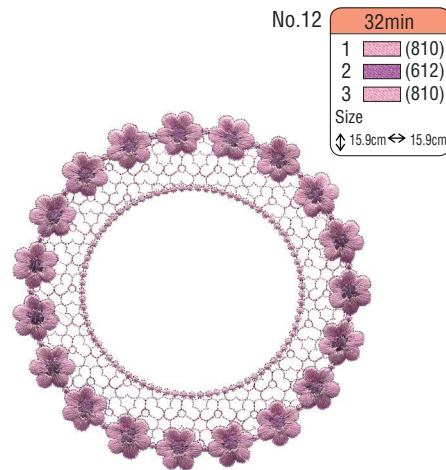
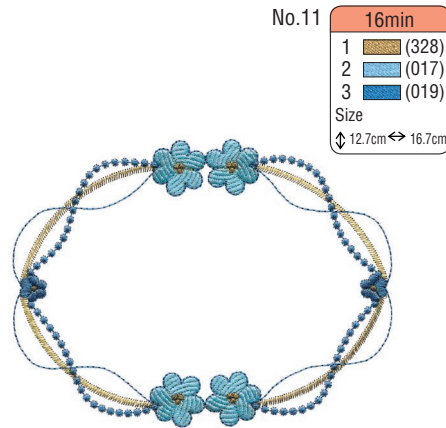
6min	
1	(027)
2	(804)

Size
 ⇅ 9.1cm ⇔ 7.2cm



Patterns marked with ● have been rotated. Check your design placement prior to embroidering.
 Muster, die mit ● gekennzeichnet sind, wurden gedreht. Überprüfen Sie die Platzierung Ihres Designs, bevor Sie mit Sticken beginnen.
 Les motifs signalés par ● ont été pivotés. Vérifiez l'emplacement de votre motif avant de commencer à broder.
 Patronen die zijn gemarkeerd met ● zijn gedraaid. Controleer de plaats van uw ontwerp voordat u gaat borduren.
 I disegni contrassegnati dal simbolo ● appaiono ruotati. Prima di procedere al ricamo, verificare la posizione del disegno.
 Los patrones marcados con ● se han girado. Compruebe la colocación del diseño antes de bordar.
 Рисунки, отмеченные знаком ●, повернуты. Проверьте расположение композиции перед началом вышивания.

Embroidery Pattern Color Change Table
Stickmuster-Farbtabelle
Tableau de changement de couleur des motifs de broderie
Kleurwijzigingstabel voor de borduurpatronen
Tabella di cambiamento colori degli schemi di ricamo
Tabla de cambio de color para patrones de bordado
Таблица смены цвета нитей для рисунка вышивки



Patterns No.1 – No.15, are designed by Josephine Symons.
Muster Nr. 1 – Nr. 15 wurden von Josephine Symons entworfen.
Les motifs 1 à 15 ont été conçus par Josephine Symons.
De patronen 1 – 15 zijn ontwikkeld door Josephine Symons.
I disegni dal N. 1 al N. 15 sono stati realizzati da Josephine Symons.
Los patrones del n° 1 al n° 15 han sido diseñados por Josephine Symons.
Рисунки № 1 – № 15 разработаны Жозефин Симонс.




No.16 **2min**
 1 (079)
 Size
 ⇅2.5cm⇅6.2cm



No.17 **3min**
 1 (079)
 Size
 ⇅9.6cm⇅1.9cm



No.18 **9min**
 1 (079)
 1 (124)
 Size
 ⇅9.1cm⇅9.6cm



No.19 **3min**
 1 (079)
 1 (124)
 Size
 ⇅7.3cm⇅6.8cm




No.20 **2min**
 1 (079)
 1 (124)
 Size
 ⇅4.6cm⇅3.2cm




No.21 **7min**
 1 (079)
 1 (124)
 Size
 ⇅8.3cm⇅9.6cm




No.22 **7min**
 1 (007)
 2 (202)
 3 (070)
 4 (019)
 5 (214)
 Size
 ⇅9.6cm⇅8.2cm



No.23 **5min**
 1 (070)
 Size
 ⇅8.9cm⇅8.5cm



No.24 **3min**
 1 (070)
 Size
 ⇅5.8cm⇅5.7cm




No.25 **9min**
 1 (804)
 2 (070)
 3 (007)
 Size
 ⇅9.6cm⇅9.6cm



No.26 **9min**
 1 (124)
 2 (333)
 Size
 ⇅9.5cm⇅9.4cm




No.27 **1min**
 1 (124)
 Size
 ⇅2.7cm⇅3.0cm



No.28 **9min**
 1 (202)
 2 (328)
 Size
 ⇅9.1cm⇅9.1cm



No.29 **2min**
 1 (804)
 2 (812)
 Size
 ⇅2.3cm⇅7.7cm



No.30 **4min**
 1 (810)
 2 (612)
 Size
 ⇅5.9cm⇅9.6cm

Embroidery Pattern Color Change Table
 Stickmuster-Farbtabelle
 Tableau de changement de couleur des motifs de broderie
 Kleurwijzigingstabel voor de borduurpatronen
 Tabella di cambiamento colori degli schemi di ricamo
 Tabla de cambio de color para patrones de bordado
 Таблица смены цвета нитей для рисунка вышивки

No.31 **4min**

1	(542)
2	(800)
3	(206)
4	(330)
5	(027)

Size
 ⇅7.2cm⇅4.5cm



No.35 **13min**

1	(517)
2	(027)
3	(202)
4	(206)
5	(205)

Size
 ⇅9.6cm⇅8.5cm



No.41 **13min**

1	(019)
2	(017)
3	(202)
4	(214)

Size
 ⇅13.4cm⇅12.4cm



No.32 **8min**

1	(542)
2	(800)
3	(206)
4	(330)
5	(027)


Size
 ⇅7.7cm⇅9.4cm



No.36 **8min**

1	(517)
2	(027)
3	(202)
4	(205)

Size
 ⇅9.6cm⇅9.5cm



No.42 **13min**

1	(124)
2	(333)
3	(124)
4	(333)
5	(079)

Size
 ⇅11.9cm⇅12.1cm



No.33 **6min**

1	(542)
2	(027)
3	(330)

Size
 ⇅8.9cm⇅8.8cm



No.37 **1min**

1	(124)
2	(027)

Size
 ⇅4.7cm⇅1.8cm



No.38 **2min**

1	(027)
2	(124)

Size
 ⇅7.7cm⇅6.8cm



No.34 **12min**

1	(330)
2	(542)


Size
 ⇅9.6cm⇅9.6cm



No.39 **11min**

1	(010)
2	(124)
3	(027)

Size
 ⇅9.5cm⇅9.6cm



No.43 **6min**

1	(328)
2	(202)

Size
 ⇅17.5cm⇅5.8cm



No.40 **2min**

1	(124)
2	(027)

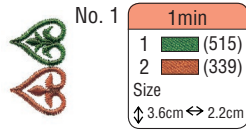
Size
 ⇅3.8cm⇅4.1cm



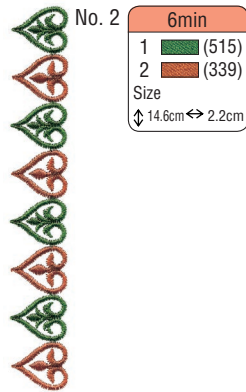
◆ Border patterns
◆ Motifs de bordure
◆ Schemi con bordi

◆ Рисунки для окаймления изделий

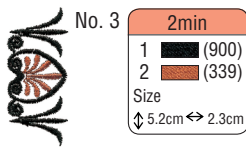
◆ Randmuster
◆ Randpatronen
◆ Patrones con bordes



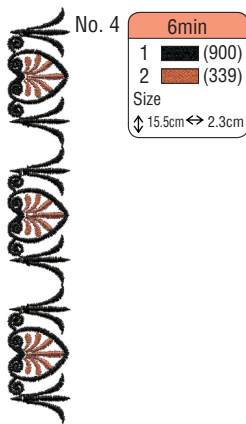
No. 1
1 min
1 (515)
2 (339)
Size
↓ 3.6cm ↔ 2.2cm



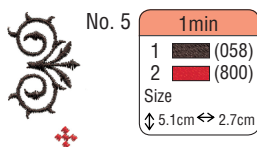
No. 2
6min
1 (515)
2 (339)
Size
↓ 14.6cm ↔ 2.2cm



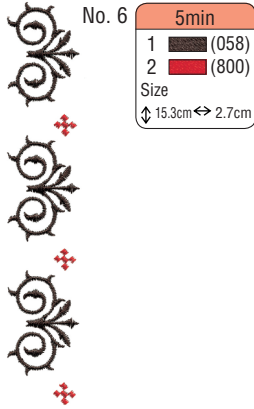
No. 3
2min
1 (900)
2 (339)
Size
↓ 5.2cm ↔ 2.3cm



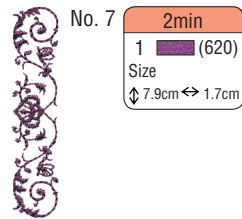
No. 4
6min
1 (900)
2 (339)
Size
↓ 15.5cm ↔ 2.3cm




No. 5
1 min
1 (058)
2 (800)
Size
↓ 5.1cm ↔ 2.7cm



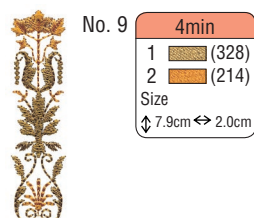
No. 6
5min
1 (058)
2 (800)
Size
↓ 15.3cm ↔ 2.7cm



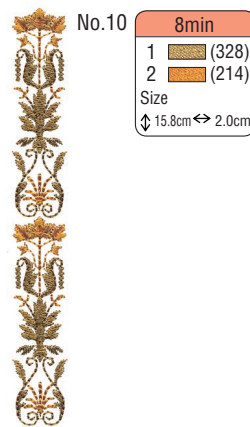
No. 7
2min
1 (620)
Size
↓ 7.9cm ↔ 1.7cm



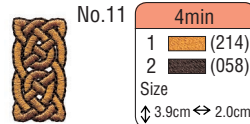
No. 8
4min
1 (620)
Size
↓ 15.8cm ↔ 1.7cm



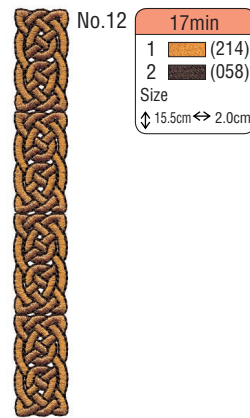
No. 9
4min
1 (328)
2 (214)
Size
↓ 7.9cm ↔ 2.0cm



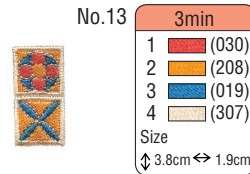
No. 10
8min
1 (328)
2 (214)
Size
↓ 15.8cm ↔ 2.0cm



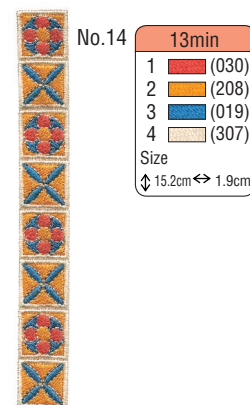
No. 11
4min
1 (214)
2 (058)
Size
↓ 3.9cm ↔ 2.0cm



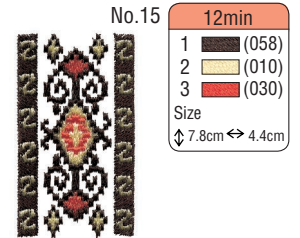
No. 12
17min
1 (214)
2 (058)
Size
↓ 15.5cm ↔ 2.0cm



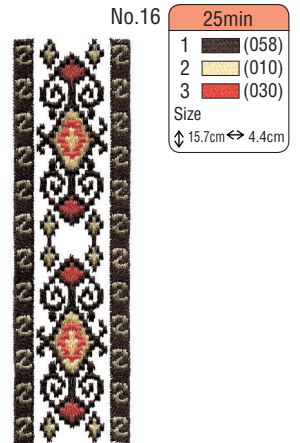
No. 13
3min
1 (030)
2 (208)
3 (019)
4 (307)
Size
↓ 3.8cm ↔ 1.9cm



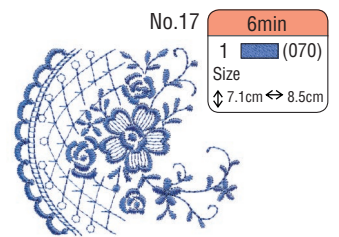
No. 14
13min
1 (030)
2 (208)
3 (019)
4 (307)
Size
↓ 15.2cm ↔ 1.9cm



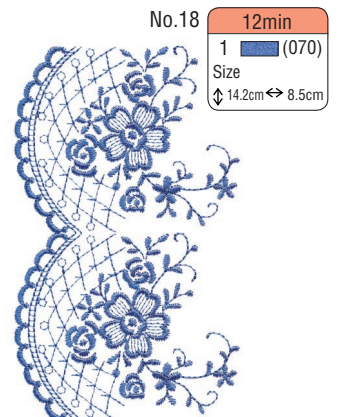
No. 15
12min
1 (058)
2 (010)
3 (030)
Size
↓ 7.8cm ↔ 4.4cm



No. 16
25min
1 (058)
2 (010)
3 (030)
Size
↓ 15.7cm ↔ 4.4cm

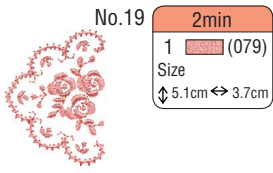


No. 17
6min
1 (070)
Size
↓ 7.1cm ↔ 8.5cm




No. 18
12min
1 (070)
Size
↓ 14.2cm ↔ 8.5cm

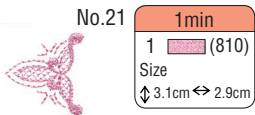
Embroidery Pattern Color Change Table
 Stickmuster-Farbtabelle
 Tableau de changement de couleur des motifs de broderie
 Kleurwijzigingstabel voor de borduurpatronen
 Tabella di cambiamento colori degli schemi di ricamo
 Tabla de cambio de color para patrones de bordado
 Таблица смены цвета нитей для рисунка вышивки



No.19 **2min**
 1 (079)
 Size
 ↓ 5.1cm ↔ 3.7cm



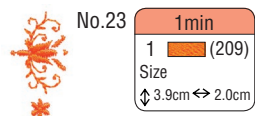
No.20 **6min**
 1 (079)
 Size
 ↓ 15.3cm ↔ 3.7cm



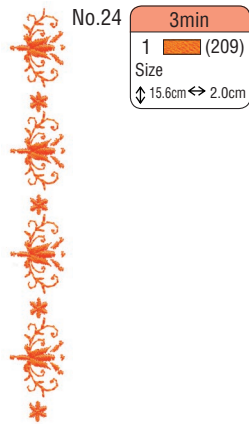
No.21 **1min**
 1 (810)
 Size
 ↓ 3.1cm ↔ 2.9cm



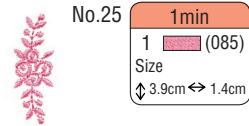
No.22 **5min**
 1 (810)
 Size
 ↓ 15.5cm ↔ 2.9cm



No.23 **1min**
 1 (209)
 Size
 ↓ 3.9cm ↔ 2.0cm



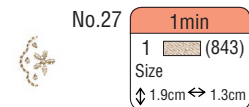
No.24 **3min**
 1 (209)
 Size
 ↓ 15.6cm ↔ 2.0cm



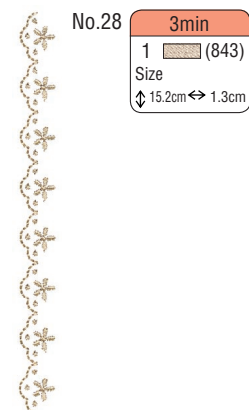
No.25 **1min**
 1 (085)
 Size
 ↓ 3.9cm ↔ 1.4cm



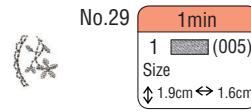
No.26 **4min**
 1 (085)
 Size
 ↓ 15.6cm ↔ 1.4cm



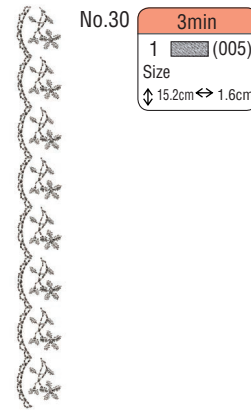
No.27 **1min**
 1 (843)
 Size
 ↓ 1.9cm ↔ 1.3cm



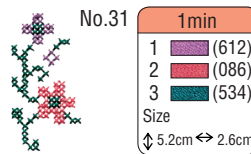
No.28 **3min**
 1 (843)
 Size
 ↓ 15.2cm ↔ 1.3cm



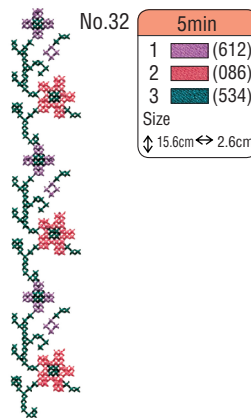
No.29 **1min**
 1 (005)
 Size
 ↓ 1.9cm ↔ 1.6cm



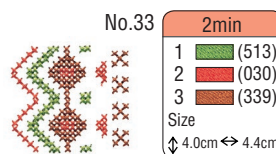
No.30 **3min**
 1 (005)
 Size
 ↓ 15.2cm ↔ 1.6cm



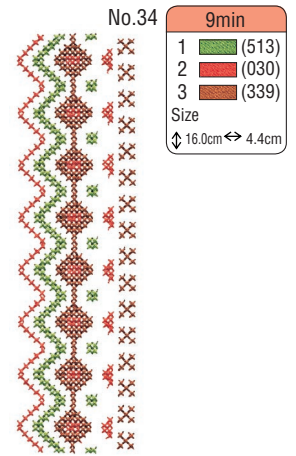
No.31 **1min**
 1 (612)
 2 (086)
 3 (534)
 Size
 ↓ 5.2cm ↔ 2.6cm



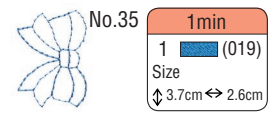
No.32 **5min**
 1 (612)
 2 (086)
 3 (534)
 Size
 ↓ 15.6cm ↔ 2.6cm



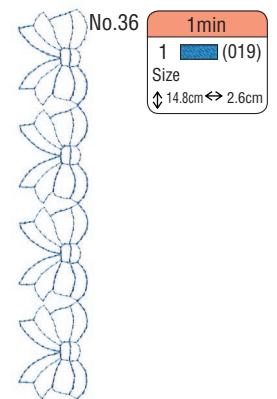
No.33 **2min**
 1 (513)
 2 (030)
 3 (339)
 Size
 ↓ 4.0cm ↔ 4.4cm



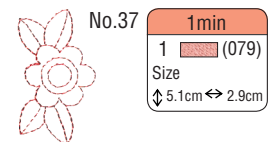
No.34 **9min**
 1 (513)
 2 (030)
 3 (339)
 Size
 ↓ 16.0cm ↔ 4.4cm



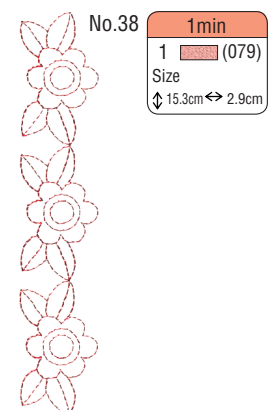
No.35 **1min**
 1 (019)
 Size
 ↓ 3.7cm ↔ 2.6cm



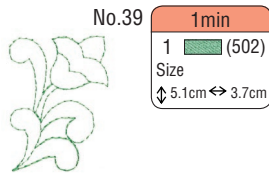
No.36 **1min**
 1 (019)
 Size
 ↓ 14.8cm ↔ 2.6cm



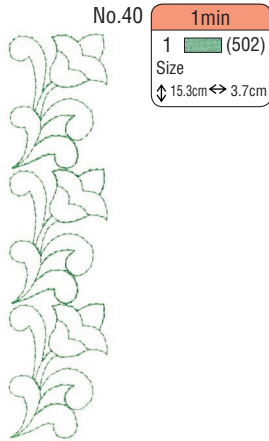
No.37 **1min**
 1 (079)
 Size
 ↓ 5.1cm ↔ 2.9cm



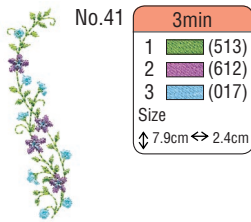
No.38 **1min**
 1 (079)
 Size
 ↓ 15.3cm ↔ 2.9cm



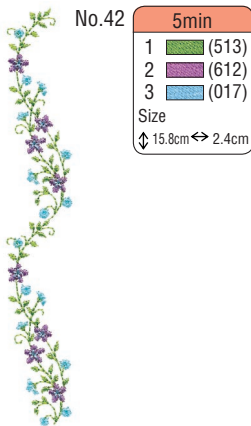
No.39 1min
1 (502)
Size
↕ 5.1cm ↔ 3.7cm



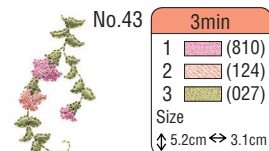
No.40 1min
1 (502)
Size
↕ 15.3cm ↔ 3.7cm



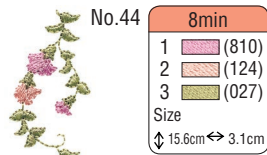
No.41 3min
1 (513)
2 (612)
3 (017)
Size
↕ 7.9cm ↔ 2.4cm



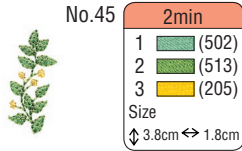
No.42 5min
1 (513)
2 (612)
3 (017)
Size
↕ 15.8cm ↔ 2.4cm



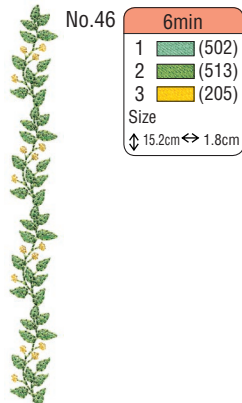
No.43 3min
1 (810)
2 (124)
3 (027)
Size
↕ 5.2cm ↔ 3.1cm



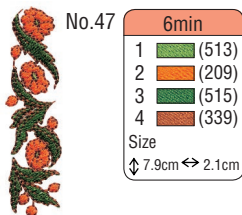
No.44 8min
1 (810)
2 (124)
3 (027)
Size
↕ 15.6cm ↔ 3.1cm



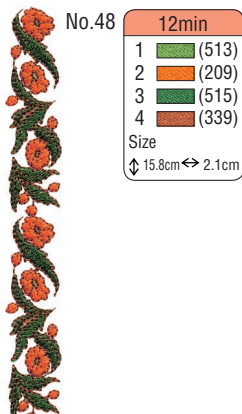
No.45 2min
1 (502)
2 (513)
3 (205)
Size
↕ 3.8cm ↔ 1.8cm



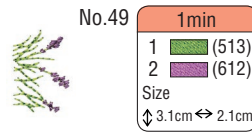
No.46 6min
1 (502)
2 (513)
3 (205)
Size
↕ 15.2cm ↔ 1.8cm



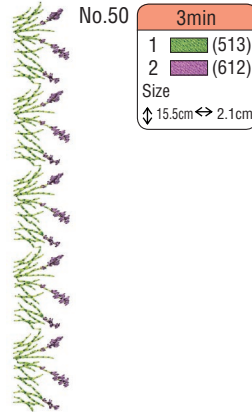
No.47 6min
1 (513)
2 (209)
3 (515)
4 (339)
Size
↕ 7.9cm ↔ 2.1cm



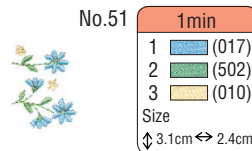
No.48 12min
1 (513)
2 (209)
3 (515)
4 (339)
Size
↕ 15.8cm ↔ 2.1cm



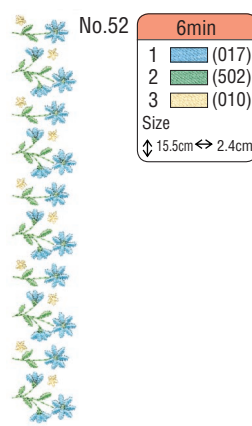
No.49 1min
1 (513)
2 (612)
Size
↕ 3.1cm ↔ 2.1cm



No.50 3min
1 (513)
2 (612)
Size
↕ 15.5cm ↔ 2.1cm



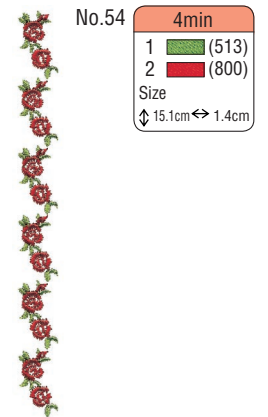
No.51 1min
1 (017)
2 (502)
3 (010)
Size
↕ 3.1cm ↔ 2.4cm



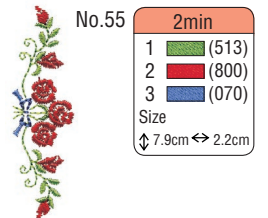
No.52 6min
1 (017)
2 (502)
3 (010)
Size
↕ 15.5cm ↔ 2.4cm



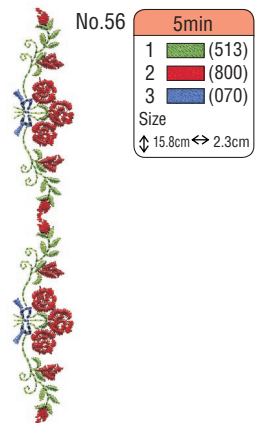
No.53 1min
1 (513)
2 (800)
Size
↕ 2.5cm ↔ 1.4cm



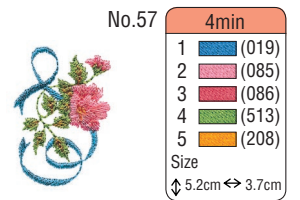
No.54 4min
1 (513)
2 (800)
Size
↕ 15.1cm ↔ 1.4cm



No.55 2min
1 (513)
2 (800)
3 (070)
Size
↕ 7.9cm ↔ 2.2cm



No.56 5min
1 (513)
2 (800)
3 (070)
Size
↕ 15.8cm ↔ 2.3cm



No.57 4min
1 (019)
2 (085)
3 (086)
4 (513)
5 (208)
Size
↕ 5.2cm ↔ 3.7cm

Embroidery Pattern Color Change Table
 Stickmuster-Farbtabelle
 Tableau de changement de couleur des motifs de broderie
 Kleurwijzigingstabel voor de borduurpatronen
 Tabella di cambiamento colori degli schemi di ricamo
 Tabla de cambio de color para patrones de bordado
 Таблица смены цвета нитей для рисунка вышивки

No.58 13min

1	(019)
2	(085)
3	(086)
4	(513)
5	(208)

Size
 ↓ 15.6cm ↔ 3.7cm

No.63 4min

1	(001)
2	(405)
3	(030)
4	(208)

Size
 ↓ 3.8cm ↔ 2.9cm

No.67 5min

1	(001)
2	(507)
3	(800)
4	(208)

Size
 ↓ 8.0cm ↔ 3.4cm

No.71 3min

1	(086)
2	(507)
3	(019)

Size
 ↓ 5.3cm ↔ 3.9cm

No.64 15min

1	(001)
2	(405)
3	(030)
4	(208)

Size
 ↓ 15.2cm ↔ 2.9cm

No.68 11min

1	(001)
2	(507)
3	(800)
4	(208)

Size
 ↓ 16.1cm ↔ 3.4cm

No.72 9min

1	(086)
2	(507)
3	(019)

Size
 ↓ 15.9cm ↔ 3.9cm

No.59 4min

1	(502)
2	(085)
3	(070)
4	(027)

Size
 ↓ 8.0cm ↔ 1.9cm

No.60 8min

1	(502)
2	(085)
3	(070)
4	(027)

Size
 ↓ 16.0cm ↔ 1.9cm

No.65 7min

1	(001)
2	(405)

Size
 ↓ 7.9cm ↔ 3.6cm

No.69 5min

1	(534)
2	(843)
3	(620)
4	(107)
5	(612)

Size
 ↓ 5.4cm ↔ 3.3cm

No.73 7min

1	(208)
2	(513)
3	(030)

Size
 ↓ 7.9cm ↔ 3.9cm

No.61 2min

1	(515)
2	(208)
3	(030)

Size
 ↓ 3.9cm ↔ 2.0cm

No.62 7min

1	(515)
2	(208)
3	(030)

Size
 ↓ 15.6cm ↔ 2.0cm

No.66 13min

1	(001)
2	(405)

Size
 ↓ 15.8cm ↔ 3.6cm

No.70 13min

1	(534)
2	(843)
3	(620)
4	(107)
5	(612)

Size
 ↓ 16.2cm ↔ 3.3cm

No.74 15min

1	(208)
2	(513)
3	(030)

Size
 ↓ 15.8cm ↔ 3.9cm

No.75 **5min**

1		(205)
2		(107)
3		(209)
4		(513)

Size
 Size \updownarrow 8.1cm \leftrightarrow 3.1cm

No.79 **2min**

1		(800)
---	--	-------

Size
 Size \updownarrow 7.9cm \leftrightarrow 1.7cm

No.83 **2min**

1		(800)
---	--	-------

Size
 Size \updownarrow 7.8cm \leftrightarrow 3.0cm

No.87 **1min**

1		(507)
2		(800)

Size
 Size \updownarrow 3.8cm \leftrightarrow 1.2cm

No.76 **11min**

1		(205)
2		(107)
3		(209)
4		(513)

Size
 Size \updownarrow 16.2cm \leftrightarrow 3.1cm

No.80 **4min**

1		(800)
---	--	-------

Size
 Size \updownarrow 15.8cm \leftrightarrow 1.7cm

No.84 **4min**

1		(800)
---	--	-------

Size
 Size \updownarrow 15.6cm \leftrightarrow 3.0cm

No.88 **3min**

1		(507)
2		(800)

Size
 Size \updownarrow 15.5cm \leftrightarrow 1.2cm

No.77 **3min**

1		(027)
2		(079)

Size
 Size \updownarrow 7.9cm \leftrightarrow 7.5cm

No.81 **4min**

1		(070)
2		(612)

Size
 Size \updownarrow 7.9cm \leftrightarrow 4.6cm

No.85 **3min**

1		(001)
2		(017)
3		(328)
4		(214)

Size
 Size \updownarrow 7.9cm \leftrightarrow 2.0cm

No.89 **3min**

1		(205)
2		(001)
3		(800)
4		(507)

Size
 Size \updownarrow 8.0cm \leftrightarrow 2.9cm

No.78 **7min**

1		(027)
2		(079)

Size
 Size \updownarrow 15.8cm \leftrightarrow 7.6cm

No.82 **7min**

1		(070)
2		(612)

Size
 Size \updownarrow 15.8cm \leftrightarrow 4.6cm

No.86 **7min**

1		(001)
2		(017)
3		(328)
4		(214)

Size
 Size \updownarrow 15.8cm \leftrightarrow 2.0cm

No.90 **6min**

1		(205)
2		(001)
3		(800)
4		(507)

Size
 Size \updownarrow 15.9cm \leftrightarrow 2.9cm

Embroidery Pattern Color Change Table
 Stickmuster-Farbtabelle
 Tableau de changement de couleur des motifs de broderie
 Kleurwijzigingstabel voor de borduurpatronen
 Tabella di cambiamento colori degli schemi di ricamo
 Tabla de cambio de color para patrones de bordado
 Таблица смены цвета нитей для рисунка вышивки



No.91 **3min**

1	Green (513)
2	White (001)
3	Blue (019)
4	Yellow (205)
5	Red (086)

Size
 ↓ 5.3cm ↔ 1.7cm



No.95 **3min**

1	Light Blue (017)
2	Light Orange (124)
3	Pink (085)

Size
 ↓ 8.0cm ↔ 2.2cm



No.99 **3min**

1	Yellow (010)
2	Red (800)
3	Dark Blue (007)

Size
 ↓ 5.3cm ↔ 1.7cm



No.103 **4min**

1	Blue (405)
2	Red (807)
3	Blue (405)
4	Red (807)

Size
 ↓ 5.7cm ↔ 3.7cm



No.92 **8min**

1	Green (513)
2	White (001)
3	Blue (019)
4	Yellow (205)
5	Red (086)

Size
 ↓ 16.0cm ↔ 1.8cm



No.96 **7min**

1	Light Blue (017)
2	Light Orange (124)
3	Pink (085)

Size
 ↓ 16.0cm ↔ 2.2cm



No.100 **8min**

1	Yellow (010)
2	Red (800)
3	Dark Blue (007)

Size
 ↓ 15.7cm ↔ 1.7cm



No.104 **8min**

1	Blue (405)
2	Red (807)
3	Blue (405)
4	Red (807)

Size
 ↓ 11.4cm ↔ 3.7cm



No.93 **2min**

1	Light Orange (124)
2	Red (086)
3	White (001)

Size
 ↓ 4.0cm ↔ 1.7cm



No.97 **2min**

1	Orange (214)
2	White (001)
3	Green (515)
4	Red (800)
5	Blue (405)

Size
 ↓ 4.0cm ↔ 1.4cm



No.101 **1min**

1	Pink (810)
2	Blue (019)
3	Green (502)

Size
 ↓ 3.1cm ↔ 2.1cm



No.105 **10min**

1	Grey (005)
2	Blue (607)
3	Blue (804)
4	Blue (070)
5	Blue (019)

Size
 ↓ 9.5cm ↔ 8.0cm



No.94 **7min**

1	Light Orange (124)
2	Red (086)
3	White (001)

Size
 ↓ 15.8cm ↔ 1.7cm



No.98 **7min**

1	Orange (214)
2	White (001)
3	Green (515)
4	Red (800)
5	Blue (405)


Size
 ↓ 16.0cm ↔ 1.4cm



No.102 **5min**

1	Pink (810)
2	Blue (019)
3	Green (502)

Size
 ↓ 15.5cm ↔ 2.1cm





No.106 **14min**

1	Grey (005)
2	Blue (607)
3	Blue (804)
4	Blue (070)
5	Blue (019)

Size
 ↓ 14.7cm ↔ 7.6cm



No.107 **1min**

1		(614)
2		(534)

Size
 ⇅4.5cm⇔1.9cm





No.108 **4min**

1		(614)
2		(534)

Size
 ⇅13.5cm⇔1.9cm





No.109 **2min**

1		(085)
2		(807)

Size
 ⇅4.2cm⇔3.3cm



No.110 **7min**

1		(085)
2		(807)

Size
 ⇅12.9cm⇔3.3cm



- ◆ Cross stitch patterns
- ◆ Motifs en point de croix
- ◆ Schemi a punto croce
- ◆ Рисунки для вышивки крестовидной строчкой

- ◆ Kreuzstichmuster
- ◆ Kruissteekpatronen
- ◆ Patrones de punto de cruz



No. 1 **19min**

1	(158)
2	(155)
3	(015)
4	(003)
5	(150)
6	(625)
7	(624)
8	(623)
9	(334)
10	(043)
11	(331)
12	(000)
13	(152)
14	(122)
15	(255)
16	(224)
17	(242)
18	(025)
19	(575)
20	(636)
21	(000)
22	(717)

Size
 ↓ 7.9cm ↔ 7.9cm

COUNTRY

No. 3 **18min**

1	(575)
2	(015)
3	(745)
4	(734)
5	(020)
6	(000)
7	(155)
8	(133)
9	(152)
10	(122)
11	(334)
12	(043)
13	(331)
14	(255)
15	(224)
16	(242)
17	(025)
18	(745)
19	(158)
20	(717)

Size
 ↓ 7.6cm ↔ 7.0cm

COUNTRY

No. 5 **22min**

1	(158)
2	(155)
3	(015)
4	(003)
5	(150)
6	(625)
7	(624)
8	(623)
9	(334)
10	(043)
11	(331)
12	(734)
13	(020)
14	(000)
15	(152)
16	(122)
17	(717)
18	(255)
19	(224)
20	(242)
21	(025)
22	(575)
23	(636)
24	(734)
25	(717)

Size
 ↓ 7.7cm ↔ 8.3cm

COUNTRY

No. 2 **22min**

1	(485)
2	(463)
3	(636)
4	(625)
5	(624)
6	(623)
7	(158)
8	(155)
9	(133)
10	(152)
11	(122)
12	(734)
13	(020)
14	(000)
15	(334)
16	(043)
17	(331)
18	(255)
19	(224)
20	(242)
21	(025)
22	(636)
23	(158)
24	(734)
25	(717)

Size
 ↓ 7.4cm ↔ 7.4cm

COUNTRY

No. 4 **19min**

1	(625)
2	(624)
3	(485)
4	(463)
5	(461)
6	(745)
7	(734)
8	(020)
9	(000)
10	(334)
11	(043)
12	(331)
13	(152)
14	(122)
15	(255)
16	(224)
17	(242)
18	(025)
19	(485)
20	(745)
21	(717)

Size
 ↓ 8.3cm ↔ 7.7cm

COUNTRY


No. 6 **20min**

1	(485)
2	(463)
3	(461)
4	(625)
5	(624)
6	(623)
7	(158)
8	(155)
9	(133)
10	(152)
11	(122)
12	(334)
13	(043)
14	(331)
15	(734)
16	(020)
17	(000)
18	(255)
19	(224)
20	(242)
21	(025)
22	(485)
23	(636)
24	(126)
25	(734)
26	(717)

Size
 ↓ 7.7cm ↔ 7.9cm

COUNTRY

Patterns No.1 – No.28, are designed by The Vermillion Stitchery.
 Muster Nr. 1 – Nr. 28 wurden von The Vermillion Stitchery entworfen.
 Les motifs 1 à 28 ont été conçus par The Vermillion Stitchery.
 De patronen 1 – 28 zijn ontwikkeld door The Vermillion Stitchery.
 I disegni dal N. 1 al N. 28 sono stati realizzati da The Vermillion Stitchery.
 Los patrones del n° 1 al n° 28 han sido diseñados por The Vermillion Stitchery.
 Рисунки № 1 – № 28 разработаны компанией The Vermillion Stitchery.



No. 7

21min

- 1 (575)
- 2 (015)
- 3 (155)
- 4 (133)
- 5 (152)
- 6 (122)
- 7 (334)
- 8 (043)
- 9 (331)
- 10 (745)
- 11 (734)
- 12 (020)
- 13 (000)
- 14 (255)
- 15 (224)
- 16 (242)
- 17 (025)
- 18 (126)
- 19 (745)
- 20 (717)

Size
 ↓ 7.7cm ↔ 7.9cm

COUNTRY




No. 9

22min

- 1 (158)
- 2 (155)
- 3 (015)
- 4 (003)
- 5 (150)
- 6 (625)
- 7 (624)
- 8 (623)
- 9 (334)
- 10 (043)
- 11 (331)
- 12 (020)
- 13 (000)
- 14 (152)
- 15 (122)
- 16 (255)
- 17 (224)
- 18 (242)
- 19 (025)
- 20 (012)
- 21 (575)
- 22 (636)
- 23 (717)
- 24 (745)

Size
 ↓ 7.4cm ↔ 8.3cm

COUNTRY



No. 11

21min

- 1 (575)
- 2 (015)
- 3 (636)
- 4 (625)
- 5 (624)
- 6 (623)
- 7 (155)
- 8 (133)
- 9 (152)
- 10 (122)
- 11 (334)
- 12 (043)
- 13 (331)
- 14 (745)
- 15 (734)
- 16 (020)
- 17 (000)
- 18 (255)
- 19 (224)
- 20 (242)
- 21 (025)
- 22 (636)
- 23 (158)
- 24 (745)
- 25 (717)

Size
 ↓ 7.7cm ↔ 8.1cm

COUNTRY



No. 8

22min

- 1 (625)
- 2 (624)
- 3 (485)
- 4 (463)
- 5 (461)
- 6 (158)
- 7 (155)
- 8 (133)
- 9 (152)
- 10 (122)
- 11 (334)
- 12 (043)
- 13 (331)
- 14 (734)
- 15 (020)
- 16 (000)
- 17 (255)
- 18 (224)
- 19 (242)
- 20 (025)
- 21 (467)
- 22 (126)
- 23 (745)
- 24 (717)

Size
 ↓ 7.0cm ↔ 7.9cm

COUNTRY



No. 10

22min

- 1 (485)
- 2 (463)
- 3 (625)
- 4 (624)
- 5 (623)
- 6 (575)
- 7 (015)
- 8 (003)
- 9 (158)
- 10 (155)
- 11 (133)
- 12 (152)
- 13 (122)
- 14 (334)
- 15 (043)
- 16 (331)
- 17 (000)
- 18 (255)
- 19 (224)
- 20 (242)
- 21 (025)
- 22 (636)
- 23 (575)
- 24 (158)
- 25 (717)

Size
 ↓ 7.7cm ↔ 7.7cm

COUNTRY



No. 12

21min

- 1 (625)
- 2 (624)
- 3 (485)
- 4 (463)
- 5 (461)
- 6 (745)
- 7 (734)
- 8 (020)
- 9 (000)
- 10 (334)
- 11 (043)
- 12 (331)
- 13 (152)
- 14 (122)
- 15 (255)
- 16 (224)
- 17 (242)
- 18 (025)
- 19 (467)
- 20 (745)
- 21 (717)
- 22 (747)

Size
 ↓ 6.8cm ↔ 7.9cm

COUNTRY

Embroidery Pattern Color Change Table
Stickmuster-Farbtabelle
Tableau de changement de couleur des motifs de broderie
Kleurwijzigingstabel voor de borduurpatronen
Tabella di cambiamento colori degli schemi di ricamo
Tabla de cambio de color para patrones de bordado
Таблица смены цвета нитей для рисунка вышивки

No.13 22min

1	(158)
2	(155)
3	(015)
4	(003)
5	(150)
6	(625)
7	(624)
8	(623)
9	(334)
10	(043)
11	(331)
12	(734)
13	(020)
14	(000)
15	(122)
16	(152)
17	(255)
18	(224)
19	(242)
20	(025)
21	(575)
22	(636)
23	(745)
24	(000)
25	(717)

Size
↓ 7.4cm ↔ 8.3cm

COUNTRY




No.15 22min

1	(575)
2	(015)
3	(155)
4	(133)
5	(152)
6	(122)
8	(636)
9	(625)
10	(624)
11	(623)
12	(334)
13	(043)
14	(331)
15	(745)
16	(734)
17	(020)
18	(000)
19	(255)
20	(224)
21	(242)
22	(025)
23	(575)
24	(126)
25	(636)
26	(745)
27	(717)

Size
↓ 7.9cm ↔ 7.9cm

COUNTRY




No.17 23min

1	(158)
2	(155)
3	(015)
4	(003)
5	(150)
6	(745)
7	(734)
8	(020)
9	(000)
10	(334)
11	(043)
12	(331)
13	(152)
14	(122)
15	(255)
16	(224)
17	(242)
18	(025)
19	(575)
20	(745)
21	(717)

Size
↓ 7.9cm ↔ 8.3cm

COUNTRY



No.14 22min

1	(485)
2	(463)
3	(461)
4	(003)
5	(625)
6	(624)
7	(623)
8	(158)
9	(155)
10	(133)
11	(152)
12	(122)
13	(334)
14	(043)
15	(331)
16	(000)
17	(255)
18	(224)
19	(242)
20	(025)
21	(485)
22	(636)
23	(126)
24	(020)
25	(717)

Size
↓ 7.7cm ↔ 8.3cm

COUNTRY



No.16 23min

1	(625)
2	(624)
3	(485)
4	(463)
5	(461)
6	(734)
7	(020)
8	(000)
9	(334)
10	(043)
11	(331)
12	(152)
13	(122)
14	(255)
15	(224)
16	(242)
17	(025)
18	(485)
19	(745)
20	(000)
21	(717)

Size
↓ 7.7cm ↔ 7.7cm

COUNTRY



No.18 24min

1	(485)
2	(463)
3	(625)
4	(624)
5	(623)
6	(745)
7	(734)
8	(020)
9	(000)
10	(334)
11	(043)
12	(331)
13	(152)
14	(122)
15	(255)
16	(224)
17	(242)
18	(025)
19	(636)
20	(745)
21	(717)

Size
↓ 8.1cm ↔ 7.9cm

COUNTRY



Patterns No.1 – No.28, are designed by The Vermillion Stitchery.
Muster Nr. 1 – Nr. 28 wurden von The Vermillion Stitchery entworfen.
Les motifs 1 à 28 ont été conçus par The Vermillion Stitchery.
De patronen 1 – 28 zijn ontwikkeld door The Vermillion Stitchery.
I disegni dal N. 1 al N. 28 sono stati realizzati da The Vermillion Stitchery.
Los patrones del n° 1 al n° 28 han sido diseñados por The Vermillion Stitchery.
Рисунки № 1 – № 28 разработаны компанией The Vermillion Stitchery.




No.19

21min

- 1 (575)
- 2 (015)
- 3 (155)
- 4 (133)
- 5 (152)
- 6 (122)
- 7 (625)
- 8 (624)
- 9 (623)
- 10 (485)
- 11 (463)
- 12 (461)
- 13 (334)
- 14 (043)
- 15 (331)
- 16 (000)
- 17 (255)
- 18 (224)
- 19 (242)
- 20 (025)
- 21 (126)
- 22 (636)
- 23 (485)
- 24 (717)

Size
 ↓ 7.6cm ↔ 7.9cm

COUNTRY




No.21

23min

- 1 (158)
- 2 (155)
- 3 (015)
- 4 (003)
- 5 (150)
- 6 (625)
- 7 (624)
- 8 (623)
- 9 (334)
- 10 (043)
- 11 (331)
- 12 (745)
- 13 (734)
- 14 (020)
- 15 (000)
- 16 (152)
- 17 (122)
- 18 (255)
- 19 (224)
- 20 (242)
- 21 (025)
- 22 (575)
- 23 (636)
- 24 (745)
- 25 (717)
- 26 (015)

Size
 ↓ 7.9cm ↔ 8.1cm

COUNTRY



No.23

22min

- 1 (575)
- 2 (015)
- 3 (158)
- 4 (155)
- 5 (133)
- 6 (152)
- 7 (122)
- 8 (734)
- 9 (020)
- 10 (000)
- 11 (334)
- 12 (043)
- 13 (331)
- 14 (255)
- 15 (224)
- 16 (242)
- 17 (025)
- 18 (126)
- 19 (745)
- 20 (717)

Size
 ↓ 7.4cm ↔ 7.9cm

COUNTRY



No.20

21min

- 1 (625)
- 2 (624)
- 3 (575)
- 4 (015)
- 5 (003)
- 6 (485)
- 7 (463)
- 8 (461)
- 9 (334)
- 10 (043)
- 11 (331)
- 12 (020)
- 13 (000)
- 14 (152)
- 15 (122)
- 16 (255)
- 17 (224)
- 18 (242)
- 19 (025)
- 20 (575)
- 21 (485)
- 22 (717)
- 23 (020)

Size
 ↓ 7.0cm ↔ 7.6cm

COUNTRY



No.22

20min

- 1 (485)
- 2 (463)
- 3 (625)
- 4 (624)
- 5 (623)
- 6 (334)
- 7 (043)
- 8 (331)
- 9 (745)
- 10 (734)
- 11 (020)
- 12 (000)
- 13 (152)
- 14 (122)
- 15 (255)
- 16 (224)
- 17 (242)
- 18 (025)
- 19 (636)
- 20 (745)
- 21 (717)

Size
 ↓ 7.2cm ↔ 7.9cm

COUNTRY



No.24

22min

- 1 (625)
- 2 (624)
- 3 (485)
- 4 (463)
- 5 (461)
- 6 (575)
- 7 (015)
- 8 (003)
- 9 (150)
- 10 (334)
- 11 (043)
- 12 (331)
- 13 (734)
- 14 (020)
- 15 (000)
- 16 (152)
- 17 (122)
- 18 (255)
- 19 (224)
- 20 (242)
- 21 (025)
- 22 (485)
- 23 (575)
- 24 (734)
- 25 (717)

Size
 ↓ 7.4cm ↔ 7.2cm

COUNTRY

Embroidery Pattern Color Change Table
 Stickmuster-Farbtabelle
 Tableau de changement de couleur des motifs de broderie
 Kleurwijzigingstabel voor de borduurpatronen
 Tabella di cambiamento colori degli schemi di ricamo
 Tabla de cambio de color para patrones de bordado
 Таблица смены цвета нитей для рисунка вышивки

No.25 23min

1	(158)
2	(155)
3	(015)
4	(003)
5	(150)
6	(625)
7	(624)
8	(623)
9	(463)
10	(461)
11	(334)
12	(043)
13	(331)
14	(020)
15	(000)
16	(152)
17	(122)
18	(255)
19	(224)
20	(242)
21	(025)
22	(575)
23	(636)
24	(485)
25	(734)
26	(717)

Size
 ↓ 7.7cm ↔ 8.1cm

COUNTRY



● No.27 132min

1	(158)
2	(155)
3	(133)
4	(152)
5	(122)
6	(575)
7	(015)
8	(003)
9	(150)
10	(745)
11	(734)
12	(020)
13	(000)
14	(476)
15	(485)
16	(463)
17	(461)
18	(625)
19	(624)
20	(623)
21	(334)
22	(043)
23	(331)
24	(255)
25	(224)
26	(242)
27	(025)
28	(575)
29	(745)
30	(476)
31	(636)
32	(717)
33	(126)
34	(015)

Size
 ↓ 29.2cm ↔ 16.9cm



COUNTRY

No.26 22min

1	(485)
2	(463)
3	(625)
4	(624)
5	(623)
6	(334)
7	(043)
8	(331)
9	(745)
10	(734)
11	(020)
12	(000)
13	(155)
14	(133)
15	(152)
16	(122)
17	(255)
18	(224)
19	(242)
20	(025)
21	(636)
22	(745)
23	(717)
24	(158)
25	(155)

Size
 ↓ 7.9cm ↔ 7.7cm

COUNTRY



No.28 19min

1	(020)
2	(155)
3	(133)
4	(043)
5	(331)
6	(463)
7	(461)
8	(003)
9	(150)
10	(624)
11	(623)
12	(242)
13	(025)
14	(255)

Size
 ↓ 12.1cm ↔ 12.2cm

COUNTRY

Patterns No.1 – No.28, are designed by The Vermillion Stitchery.
 Muster Nr. 1 – Nr. 28 wurden von The Vermillion Stitchery entworfen.
 Les motifs 1 à 28 ont été conçus par The Vermillion Stitchery.
 De patronen 1 – 28 zijn ontwikkeld door The Vermillion Stitchery.
 I disegni dal N. 1 al N. 28 sono stati realizzati da The Vermillion Stitchery.
 Los patrones del n° 1 al n° 28 han sido diseñados por The Vermillion Stitchery.
 Рисунки № 1 – № 28 разработаны компанией The Vermillion Stitchery.

Patterns marked with ● have been rotated. Check your design placement prior to embroidering.
 Muster, die mit ● gekennzeichnet sind, wurden gedreht. Überprüfen Sie die Platzierung Ihres Designs, bevor Sie mit Sticken beginnen.
 Les motifs signalés par ● ont été pivotés. Vérifiez l'emplacement de votre motif avant de commencer à broder.
 Patronen die zijn gemarkeerd met ● zijn gedraaid. Controleer de plaats van uw ontwerp voordat u gaat borduren.
 I disegni contrassegnati dal simbolo ● appaiono ruotati. Prima di procedere al ricamo, verificare la posizione del disegno.
 Los patrones marcados con ● se han girado. Compruebe la colocación del diseño antes de bordar.
 Рисунки, отмеченные знаком ●, повернуты. Проверьте расположение композиции перед началом вышивания.

◆ Floral alphabet patterns

◆ Motifs alphabet floral

◆ Alfabeto floreal

◆ Буквы алфавита, украшенные цветами

◆ Blumenalphabet

◆ Bloemletterpatronen

◆ Patrones alfabéticas en motivo floral



No. 1 15min

1	(017)
2	(513)
3	(810)
4	(070)
5	(612)
6	(205)

Size
↓ 12.6cm ↔ 7.9cm



No. 6 20min

1	(017)
2	(513)
3	(070)
4	(810)
5	(205)
6	(612)

Size
↓ 12.6cm ↔ 8.1cm



No. 11 19min

1	(017)
2	(513)
3	(810)
4	(612)
5	(205)
6	(070)

Size
↓ 12.6cm ↔ 8.8cm



No. 2 18min

1	(017)
2	(513)
3	(810)
4	(205)
5	(070)
6	(612)

Size
↓ 12.7cm ↔ 8.3cm



No. 7 17min

1	(017)
2	(513)
3	(205)
4	(612)
5	(070)
6	(810)

Size
↓ 12.7cm ↔ 8.4cm



No. 12 13min

1	(017)
2	(513)
3	(810)
4	(205)
5	(612)
6	(070)

Size
↓ 12.6cm ↔ 7.7cm



No. 3 15min

1	(017)
2	(513)
3	(810)
4	(205)
5	(612)
6	(070)

Size
↓ 12.6cm ↔ 8.2cm



No. 8 18min

1	(017)
2	(513)
3	(612)
4	(810)
5	(205)
6	(070)

Size
↓ 12.6cm ↔ 9.0cm



No. 13 25min

1	(017)
2	(513)
3	(205)
4	(612)
5	(810)
6	(070)

Size
↓ 12.6cm ↔ 10.4cm



No. 4 17min

1	(017)
2	(513)
3	(205)
4	(810)
5	(612)
6	(070)

Size
↓ 12.7cm ↔ 8.6cm



No. 9 10min

1	(017)
2	(513)
3	(612)
4	(810)
5	(070)
6	(205)

Size
↓ 12.6cm ↔ 2.6cm



No. 14 17min

1	(017)
2	(513)
3	(070)
4	(810)
5	(612)
6	(205)

Size
↓ 12.6cm ↔ 8.7cm



No. 5 21min

1	(017)
2	(513)
3	(810)
4	(070)
5	(612)
6	(205)

Size
↓ 12.6cm ↔ 8.6cm



No. 10 10min

1	(017)
2	(513)
3	(612)
4	(810)
5	(070)
6	(205)

Size
↓ 12.6cm ↔ 5.0cm























No. 15 16min

1	(017)
2	(513)
3	(612)
4	(810)
5	(070)
6	(205)

Size
↓ 12.5cm ↔ 9.5cm

Embroidery Pattern Color Change Table
 Stickmuster-Farbtabelle
 Tableau de changement de couleur des motifs de broderie
 Kleurwijzigingstabel voor de borduurpatronen
 Tabella di cambiamento colori degli schemi di ricamo
 Tabla de cambio de color para patrones de bordado
 Таблица смены цвета нитей для рисунка вышивки

<p>No.16</p>  <p>13min</p> <table border="1"> <tr><td>1</td><td>(017)</td></tr> <tr><td>2</td><td>(513)</td></tr> <tr><td>3</td><td>(810)</td></tr> <tr><td>4</td><td>(070)</td></tr> <tr><td>5</td><td>(205)</td></tr> <tr><td>6</td><td>(612)</td></tr> </table> <p>Size ↓ 12.6cm ↔ 7.3cm</p>	1	(017)	2	(513)	3	(810)	4	(070)	5	(205)	6	(612)	<p>No.22</p>  <p>13min</p> <table border="1"> <tr><td>1</td><td>(017)</td></tr> <tr><td>2</td><td>(513)</td></tr> <tr><td>3</td><td>(810)</td></tr> <tr><td>4</td><td>(070)</td></tr> <tr><td>5</td><td>(612)</td></tr> <tr><td>6</td><td>(205)</td></tr> </table> <p>Size ↓ 12.6cm ↔ 7.8cm</p>	1	(017)	2	(513)	3	(810)	4	(070)	5	(612)	6	(205)	<p>No.28</p>  <p>7min</p> <table border="1"> <tr><td>1</td><td>(017)</td></tr> </table> <p>Size ↓ 12.6cm ↔ 6.1cm</p>	1	(017)
1	(017)																											
2	(513)																											
3	(810)																											
4	(070)																											
5	(205)																											
6	(612)																											
1	(017)																											
2	(513)																											
3	(810)																											
4	(070)																											
5	(612)																											
6	(205)																											
1	(017)																											
<p>No.17</p>  <p>21min</p> <table border="1"> <tr><td>1</td><td>(017)</td></tr> <tr><td>2</td><td>(513)</td></tr> <tr><td>3</td><td>(810)</td></tr> <tr><td>4</td><td>(612)</td></tr> <tr><td>5</td><td>(205)</td></tr> <tr><td>6</td><td>(070)</td></tr> </table> <p>Size ↓ 12.9cm ↔ 9.5cm</p>	1	(017)	2	(513)	3	(810)	4	(612)	5	(205)	6	(070)	<p>No.23</p>  <p>24min</p> <table border="1"> <tr><td>1</td><td>(017)</td></tr> <tr><td>2</td><td>(513)</td></tr> <tr><td>3</td><td>(612)</td></tr> <tr><td>4</td><td>(810)</td></tr> <tr><td>5</td><td>(070)</td></tr> <tr><td>6</td><td>(205)</td></tr> </table> <p>Size ↓ 12.6cm ↔ 11.9cm</p>	1	(017)	2	(513)	3	(612)	4	(810)	5	(070)	6	(205)	<p>No.29</p>  <p>4min</p> <table border="1"> <tr><td>1</td><td>(017)</td></tr> </table> <p>Size ↓ 8.3cm ↔ 5.6cm</p>	1	(017)
1	(017)																											
2	(513)																											
3	(810)																											
4	(612)																											
5	(205)																											
6	(070)																											
1	(017)																											
2	(513)																											
3	(612)																											
4	(810)																											
5	(070)																											
6	(205)																											
1	(017)																											
<p>No.18</p>  <p>18min</p> <table border="1"> <tr><td>1</td><td>(017)</td></tr> <tr><td>2</td><td>(513)</td></tr> <tr><td>3</td><td>(612)</td></tr> <tr><td>4</td><td>(070)</td></tr> <tr><td>5</td><td>(810)</td></tr> <tr><td>6</td><td>(205)</td></tr> </table> <p>Size ↓ 12.6cm ↔ 8.3cm</p>	1	(017)	2	(513)	3	(612)	4	(070)	5	(810)	6	(205)	<p>No.24</p>  <p>17min</p> <table border="1"> <tr><td>1</td><td>(017)</td></tr> <tr><td>2</td><td>(513)</td></tr> <tr><td>3</td><td>(070)</td></tr> <tr><td>4</td><td>(810)</td></tr> <tr><td>5</td><td>(205)</td></tr> <tr><td>6</td><td>(612)</td></tr> </table> <p>Size ↓ 12.6cm ↔ 9.2cm</p>	1	(017)	2	(513)	3	(070)	4	(810)	5	(205)	6	(612)	<p>No.30</p>  <p>7min</p> <table border="1"> <tr><td>1</td><td>(017)</td></tr> </table> <p>Size ↓ 12.6cm ↔ 6.1cm</p>	1	(017)
1	(017)																											
2	(513)																											
3	(612)																											
4	(070)																											
5	(810)																											
6	(205)																											
1	(017)																											
2	(513)																											
3	(070)																											
4	(810)																											
5	(205)																											
6	(612)																											
1	(017)																											
<p>No.19</p>  <p>15min</p> <table border="1"> <tr><td>1</td><td>(017)</td></tr> <tr><td>2</td><td>(513)</td></tr> <tr><td>3</td><td>(810)</td></tr> <tr><td>4</td><td>(612)</td></tr> <tr><td>5</td><td>(205)</td></tr> <tr><td>6</td><td>(070)</td></tr> </table> <p>Size ↓ 12.6cm ↔ 7.0cm</p>	1	(017)	2	(513)	3	(810)	4	(612)	5	(205)	6	(070)	<p>No.25</p>  <p>14min</p> <table border="1"> <tr><td>1</td><td>(017)</td></tr> <tr><td>2</td><td>(513)</td></tr> <tr><td>3</td><td>(070)</td></tr> <tr><td>4</td><td>(810)</td></tr> <tr><td>5</td><td>(612)</td></tr> <tr><td>6</td><td>(205)</td></tr> </table> <p>Size ↓ 12.6cm ↔ 8.5cm</p>	1	(017)	2	(513)	3	(070)	4	(810)	5	(612)	6	(205)	<p>No.31</p>  <p>6min</p> <table border="1"> <tr><td>1</td><td>(017)</td></tr> </table> <p>Size ↓ 8.3cm ↔ 5.7cm</p>	1	(017)
1	(017)																											
2	(513)																											
3	(810)																											
4	(612)																											
5	(205)																											
6	(070)																											
1	(017)																											
2	(513)																											
3	(070)																											
4	(810)																											
5	(612)																											
6	(205)																											
1	(017)																											
<p>No.20</p>  <p>14min</p> <table border="1"> <tr><td>1</td><td>(017)</td></tr> <tr><td>2</td><td>(513)</td></tr> <tr><td>3</td><td>(810)</td></tr> <tr><td>4</td><td>(205)</td></tr> <tr><td>5</td><td>(612)</td></tr> <tr><td>6</td><td>(070)</td></tr> </table> <p>Size ↓ 12.6cm ↔ 7.0cm</p>	1	(017)	2	(513)	3	(810)	4	(205)	5	(612)	6	(070)	<p>No.26</p>  <p>15min</p> <table border="1"> <tr><td>1</td><td>(017)</td></tr> <tr><td>2</td><td>(513)</td></tr> <tr><td>3</td><td>(810)</td></tr> <tr><td>4</td><td>(205)</td></tr> <tr><td>5</td><td>(612)</td></tr> <tr><td>6</td><td>(070)</td></tr> </table> <p>Size ↓ 12.6cm ↔ 7.0cm</p>	1	(017)	2	(513)	3	(810)	4	(205)	5	(612)	6	(070)	<p>No.32</p>  <p>5min</p> <table border="1"> <tr><td>1</td><td>(017)</td></tr> </table> <p>Size ↓ 12.6cm ↔ 5.5cm</p>	1	(017)
1	(017)																											
2	(513)																											
3	(810)																											
4	(205)																											
5	(612)																											
6	(070)																											
1	(017)																											
2	(513)																											
3	(810)																											
4	(205)																											
5	(612)																											
6	(070)																											
1	(017)																											
<p>No.21</p>  <p>13min</p> <table border="1"> <tr><td>1</td><td>(017)</td></tr> <tr><td>2</td><td>(513)</td></tr> <tr><td>3</td><td>(810)</td></tr> <tr><td>4</td><td>(612)</td></tr> <tr><td>5</td><td>(070)</td></tr> <tr><td>6</td><td>(205)</td></tr> </table> <p>Size ↓ 12.6cm ↔ 8.0cm</p>	1	(017)	2	(513)	3	(810)	4	(612)	5	(070)	6	(205)	<p>No.27</p>  <p>6min</p> <table border="1"> <tr><td>1</td><td>(017)</td></tr> </table> <p>Size ↓ 8.0cm ↔ 5.9cm</p>	1	(017)	<p>No.33</p>  <p>10min</p> <table border="1"> <tr><td>1</td><td>(017)</td></tr> </table> <p>Size ↓ 12.6cm ↔ 8.6cm</p>	1	(017)										
1	(017)																											
2	(513)																											
3	(810)																											
4	(612)																											
5	(070)																											
6	(205)																											
1	(017)																											
1	(017)																											
		<p>No.34</p>  <p>7min</p> <table border="1"> <tr><td>1</td><td>(017)</td></tr> </table> <p>Size ↓ 12.6cm ↔ 6.3cm</p>	1	(017)																								
1	(017)																											
		<p>No.35</p>  <p>3min</p> <table border="1"> <tr><td>1</td><td>(017)</td></tr> </table> <p>Size ↓ 11.0cm ↔ 1.9cm</p>	1	(017)																								
1	(017)																											

j

No.36 5min
1 (017)
Size
↓ 15.8cm ↔ 4.0cm

q

No.43 8min
1 (017)
Size
↓ 12.6cm ↔ 6.9cm

y

No.51 7min
1 (017)
Size
↓ 12.6cm ↔ 8.5cm

k

No.37 7min
1 (017)
Size
↓ 12.6cm ↔ 6.6cm

r

No.44 4min
1 (017)
Size
↓ 8.1cm ↔ 5.4cm

z

No.52 5min
1 (017)
Size
↓ 8.0cm ↔ 5.2cm

l

No.38 4min
1 (017)
Size
↓ 12.6cm ↔ 2.0cm

s

No.45 6min
1 (017)
Size
↓ 8.1cm ↔ 5.0cm



No.53 5min
1 (513)
2 (612)
3 (810)
4 (070)
5 (205)
Size
↓ 9.5cm ↔ 2.5cm

m

No.39 9min
1 (017)
Size
↓ 8.0cm ↔ 9.0cm

t

No.46 5min
1 (017)
Size
↓ 12.7cm ↔ 5.2cm



No.54 3min
1 (513)
2 (810)
3 (612)
4 (205)
5 (070)
Size
↓ 4.8cm ↔ 2.1cm

n

No.40 6min
1 (017)
Size
↓ 8.0cm ↔ 6.5cm

u

No.47 6min
1 (017)
Size
↓ 8.0cm ↔ 6.5cm



No.55 1min
1 (513)
2 (810)
3 (205)
4 (612)
Size
↓ 2.6cm ↔ 1.7cm

o

No.41 6min
1 (017)
Size
↓ 8.2cm ↔ 5.6cm

v

No.48 4min
1 (017)
Size
↓ 8.0cm ↔ 5.7cm



No.56 1min
1 (513)
2 (810)
3 (070)
4 (612)
Size
↓ 2.6cm ↔ 2.4cm

p

No.42 8min
1 (017)
Size
↓ 12.6cm ↔ 6.9cm

w

No.49 7min
1 (017)
Size
↓ 8.0cm ↔ 8.2cm



No.57 1min
1 (513)
2 (070)
3 (810)
Size
↓ 1.8cm ↔ 1.3cm

x

No.50 4min
1 (017)
Size
↓ 8.0cm ↔ 6.0cm

◆ Laura Ashley patterns
◆ Motifs Laura Ashley
◆ Disegni Laura Ashley
◆ Рисунки Лоры Эшли

◆ Laura Ashley-Stickdesigns
◆ Laura Ashley-patronen
◆ Patrones de Laura Ashley



The Laura Ashley patterns built into this unit cannot be resized or flipped.

Les motifs Laura Ashley intégrés dans cette machine ne peuvent pas être redimensionnés ni inversés.

Non è possibile ridimensionare o ribaltare i disegni Laura Ashley incorporati in questa unità.

Размеры встроенных в настоящее устройство рисунков Лоры Эшли не изменяются и не отображаются зеркально.

Die internen Laura Ashley-Stickdesigns dieses Gerätes können nicht vergrößert/verkleinert oder gekippt werden.

De Laura Ashley-patronen die in deze unit zijn ingebouwd, kunnen niet worden vergroot/verkleind of gedraaid.

No es posible cambiar el tamaño ni voltear los patrones de Laura Ashley incorporados en esta unidad.



No.1 **40min/17min**

1	(807)
2	(085)

Size
L: \updownarrow 13.6cm \leftrightarrow 16.0cm
S: \updownarrow 8.1cm \leftrightarrow 9.6cm

No.5 **77min**

1	(399)
2	(079)
3	(542)
4	(517)
5	(085)
6	(086)
7	(800)
8	(030)
9	(542)
10	(517)
11	(807)

Size
 \updownarrow 14.8cm \leftrightarrow 16.0cm



No.2 **46min/19min**

1	(323)
2	(517)
3	(519)

Size
L: \updownarrow 16.0cm \leftrightarrow 15.2cm
S: \updownarrow 9.6cm \leftrightarrow 9.1cm

No.6 **65min**

1	(513)
2	(415)
3	(202)
4	(812)
5	(208)
6	(804)
7	(614)
8	(085)
9	(086)
10	(800)
11	(513)

Size
 \updownarrow 12.5cm \leftrightarrow 12.6cm



No.3 **39min/18min**

1	(900)
2	(001)
3	(900)
4	(001)

Size
L: \updownarrow 15.9cm \leftrightarrow 12.6cm
S: \updownarrow 9.6cm \leftrightarrow 7.6cm

No.7 **76min**

1	(843)
2	(542)
3	(202)
4	(812)
5	(337)
6	(209)

Size
 \updownarrow 13.7cm \leftrightarrow 16.0cm



No.4 **37min/15min**

1	(800)
2	(519)
3	(348)
4	(519)
5	(843)

Size
L: \updownarrow 12.2cm \leftrightarrow 15.9cm
S: \updownarrow 7.6cm \leftrightarrow 9.5cm



No.8 50min
 1 (817)
 2 (707)
 Size
 ↓17.6cm↔12.1cm



No.13 21min
 1 (208)
 2 (812)
 3 (001)
 4 (399)
 5 (085)
 6 (017)
 7 (027)
 8 (509)
 9 (800)
 Size
 ↓9.6cm↔7.2cm



No.17 19min
 1 (027)
 2 (017)
 3 (509)
 4 (085)
 5 (086)
 6 (001)
 7 (208)
 8 (800)
 9 (900)
 Size
 ↓9.6cm↔8.5cm



No.9 16min
 1 (339)
 Size
 ↓8.8cm↔9.6cm



No.14 40min
 1 (027)
 2 (515)
 3 (017)
 4 (420)
 5 (079)
 6 (085)
 7 (001)
 8 (107)
 Size
 ↓17.6cm↔12.1cm



No.18 36min
 1 (001)
 2 (017)
 3 (085)
 4 (086)
 5 (208)
 6 (800)
 7 (900)
 8 (085)
 9 (086)
 10 (001)
 11 (208)
 12 (800)
 13 (900)
 14 (027)
 15 (017)
 16 (509)
 Size
 ↓9.5cm↔9.3cm



No.10 16min
 1 (339)
 Size
 ↓9.5cm↔9.1cm



No.11 20min
 1 (542)
 Size
 ↓27.5cm↔17.6cm



No.15 38min
 1 (027)
 2 (515)
 3 (017)
 4 (420)
 5 (202)
 6 (206)
 7 (085)
 8 (843)
 9 (323)
 10 (107)
 Size
 ↓14.7cm↔12.5cm



No.19 16min
 1 (843)
 Size
 ↓8.9cm↔8.9cm



No.12 19min
 1 (502)
 2 (517)
 3 (502)
 4 (517)
 Size
 ↓17.5cm↔10.5cm



No.16 26min
 1 (843)
 2 (323)
 3 (027)
 4 (515)
 5 (420)
 6 (107)
 7 (843)
 8 (202)
 9 (206)
 10 (017)
 11 (420)
 12 (085)
 13 (107)
 Size
 ↓17.6cm↔9.5cm



No.20 17min
 1 (843)
 Size
 ↓9.5cm↔8.4cm

Embroidery Pattern Color Change Table
 Stickmuster-Farbtabelle
 Tableau de changement de couleur des motifs de broderie
 Kleurwijzigingstabel voor de borduurpatronen
 Tabella di cambiamento colori degli schemi di ricamo
 Tabla de cambio de color para patrones de bordado
 Таблица смены цвета нитей для рисунка вышивки



No.21 24min/10min
 1 (807)
 Size
 L: 16.0cm ↔ 10.7cm
 S: 9.6cm ↔ 6.4cm




No.25 20min
 1 (085)
 2 (086)
 3 (804)
 4 (620)
 5 (614)
 6 (086)
 7 (107)
 8 (620)
 Size
 9.4cm ↔ 9.5cm



No.22 106min/41min
 1 (001)
 2 (704)
 3 (001)
 4 (704)
 5 (900)
 6 (001)
 7 (704)
 8 (900)
 Size
 L: 15.8cm ↔ 16.0cm
 S: 9.4cm ↔ 9.6cm



No.26 31min
 1 (810)
 2 (107)
 3 (086)
 4 (085)
 5 (030)
 6 (107)
 7 (800)
 Size
 9.6cm ↔ 9.6cm



No.23 62min/23min
 1 (612)
 2 (804)
 3 (810)
 4 (509)
 5 (027)
 6 (843)
 7 (612)
 8 (810)
 9 (612)
 10 (804)
 11 (810)
 12 (509)
 13 (027)
 14 (843)
 15 (612)
 Size
 L: 16.0cm ↔ 15.8cm
 S: 9.5cm ↔ 9.5cm



No.27 29min
 1 (085)
 2 (107)
 3 (804)
 4 (614)
 5 (001)
 6 (086)
 7 (107)
 Size
 8.9cm ↔ 9.6cm



No.24 47min/17min
 1 (502)
 Size
 L: 16.0cm ↔ 11.5cm
 S: 9.6cm ↔ 6.9cm




No.28 39min
 1 (001)
 2 (620)
 3 (810)
 4 (612)
 5 (070)
 6 (085)
 7 (614)
 Size
 9.6cm ↔ 9.5cm



No.29 21min/7min
 1 (330)
 Size
 L: \updownarrow 16.0cm \leftrightarrow 12.3cm
 S: \updownarrow 9.6cm \leftrightarrow 7.3cm



No.33 84min
 1 (027)
 2 (509)
 3 (415)
 4 (307)
 5 (843)
 6 (620)
 7 (107)
 8 (214)
 9 (328)
 10 (330)
 11 (509)
 12 (027)
 13 (415)
 14 (027)
 15 (509)
 16 (415)
 17 (307)
 18 (843)
 19 (620)
 20 (107)
 21 (214)
 22 (328)
 23 (330)
 24 (509)
 25 (027)
 26 (415)
 Size
 \updownarrow 15.2cm \leftrightarrow 13.5cm



No.30 26min/17min
 1 (405)
 2 (707)
 3 (405)
 4 (707)
 Size
 L: \updownarrow 13.5cm \leftrightarrow 12.6cm
 S: \updownarrow 9.6cm \leftrightarrow 9.4cm



No.34 72min
 1 (027)
 2 (517)
 3 (515)
 4 (001)
 5 (085)
 6 (086)
 7 (612)
 8 (869)
 9 (208)
 10 (027)
 11 (515)
 12 (517)
 13 (085)
 14 (001)
 15 (086)
 16 (612)
 17 (869)
 18 (208)
 Size
 \updownarrow 12.6cm \leftrightarrow 12.6cm



No.31 27min/12min
 1 (307)
 2 (027)
 3 (515)
 4 (517)
 5 (519)
 6 (030)
 7 (800)
 8 (519)
 9 (001)
 Size
 L: \updownarrow 16.0cm \leftrightarrow 8.3cm
 S: \updownarrow 9.5cm \leftrightarrow 5.1cm



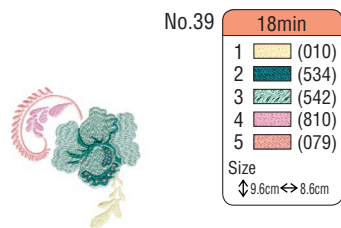
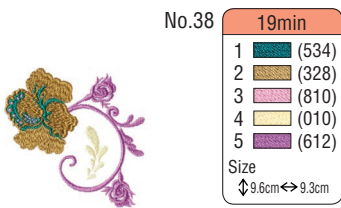
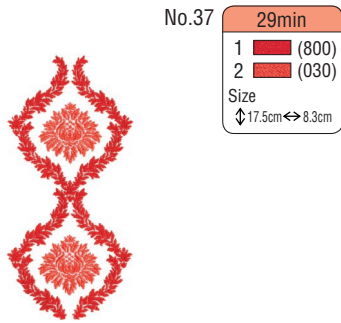
No.35 20min
 1 (707)
 Size
 \updownarrow 13.3cm \leftrightarrow 12.5cm



No.32 13min
 1 (502)
 2 (001)
 Size
 \updownarrow 17.6cm \leftrightarrow 7.2cm



No.36 23min
 1 (707)
 Size
 \updownarrow 13.5cm \leftrightarrow 12.6cm





























































































































Color Thread Conversion Chart Stickgarn-Farbtabelle

Tableau de conversion des fils de couleur Omzettingstabel voor kleurgaren

Tabella di conversione dei fili colorati Tabla de conversión de hilos de color

Таблица преобразования цветов нитей

	Color Name / Name der Farbe / Nom de la couleur / Kleur naam / Nome del colore / Nombre de color / Наименование цвета	Embroidery	Country	Madeira Polyneon	Madeira Rayon	Sulky	R.A. Polyester
1	Black / Schwarz / Noir / Zwart / Nero / Negro / Черный	 900	 100	1800	1000	1005	5596
2	White / Weiss / Blanc / Wit / Bianco / Blanco / Белый	 001	 000	1801	1002	1001	5597
3	Red / Rot / Rouge / Rood / Rosso / Rojo / Красный	 800	 149	1637	1037	1037	5678
4	Pink / Rosa / Rose / Rose / Rosa / Rosado / Розовый	 085	 155	1921	1108	1224	5523
5	Deep Rose / Tiefrot / Rose foncé / Roserood / Rosa Intenso / Rosa Intenso / Темно-розовый	 086	 024	1721	1117	1154	9168
6	Flesh Pink / Fleischfarben / Rose chair / Lichtrose / Rosa Carne / Rosa Claro / Свежий розовый	 124	 152	1915	1015	1064	5677
7	Dark Fuchsia / Dunkelviolett / Fuchsia foncé / Donker Fuchsia Paars / Fuchsia Scuro / Fucsia Oscuro / Цвет темной фуксии	 107	 126	1984	1383	1533	5804
8	Vermillion / Zinnoberrot / Vermillon / Vermil Joen / Rosso Vermiglio / Bermellon / Багряный	 030	 148	1779	1179	1184	9023
9	Carmine / Karminrot / Carmin / Karmijn / Rosso Carminio / Carmin / Карминный	 807	 158	1986	1081	1511	5561
10	Royal Purple / Königspurpur / Pourpre royal / Dieppaars / Rosso-Violaceo / Violeta Real / Яркий пурпурный	 869	 636	1788	1188	1192	5681
11	Magenta / Magenta / Magenta / Magenta / Magenta / Magenta / Фуксин	 620	 625	1710	1319	1191	5592
12	Salmon Pink / Lachsrosa / Rose saumon / Zalmrose / Rosa Salmone / Rosa Salmon / Оранжево-розовый	 079	 122	1816	1317	1225	5773
13	Amber Red / Bernsteinrot / Rouge ambre / Amber Rood / Rosso Ambra / Rojo Ambar / Янтарно-красный	 333	 212	1942	1341	1119	5591
14	Lemon Yellow / Zitronengelb / Jaune citron / Citroengeel / Giallo Limone / Amarillo Limon / Лимонно-желтый	 202	 342	1623	1023	1067	5625
15	Yellow / Gelb / Jaune / Geel / Giallo / Amarillo / Желтый	 205	 043	1980	1068	1187	5860
16	Harvest Gold / Erntegold / Or blé / Oogst Kleurig Goud / Giallo Grano / Amarillo Trigo / Желтозолотистый	 206	 334	1971	1024	1124	5770
17	Orange / Orange / Orange / Oranje / Arancio / Naranja / Оранжевый	 208	 335	1951	1137	1024	5694
18	Pumpkin / Kürbisgelb / Citrouille / Pompoen / Giallo Zucca / Calabaza / Тыквенный	 126	 322	1952	1155	1065	5630
19	Tangerine / Mandarinenorange / Tangerine / Felorange / Mandarino / Tangerina / Мандаринный цвет	 209	 336	1965	1078	1078	5518
20	Cream Brown / Braun Weiss / Brun crème / Creme Bruin / Nocciola / Marron Crema / Кремовый	 010	 331	1866	1022	1061	5761
21	Cream Yellow / Gelblich Weiss / Jaune crème / Cremegeel / Giallo Crema / Amarillo Crema / Кремово-желтый	 812	 370	1861	1349	1135	5564
22	Khaki / Khakibraun / Kaki / Khaki / Kaki / Caqui / Цвет хаки	 348	 242	1939	1255	1055	5636
23	Deep Gold / Tiefgold / Or foncé / Diepgoud / Oro Scuro / Amarillo Oro / Глубокий золотой	 214	 354	1772	1172	1025	5770
24	Brass / Messingfarben / Cuivre / Koper / Ottone / Bronze / Цвет латуни	 328	 404	1791	1192	1159	9109
25	Linen / Leinen Farbig / Drap / Linnen / Lino / Lino / Льняной	 307	 025	1682	1149	1082	5635
26	Dark Brown / Dunkelbraun / Brun sombre / Donker Bruin / Marrone Scuro / Marron Oscuro / Темно-коричневый	 058	 717	1859	1130	1129	5637
27	Reddish Brown / Rotbraun / Brun rougeâtre / Rosing Bruin / Marrone Bruciato / Marron Rojizo / Краснокоричневый	 337	 264	1753	1253	1021	5781
28	Clay Brown / Lehmbraun / Brun argile / Kleibruin / Marrone Argilla / Marron Tierra / Коричневый	 339	 224	1621	1021	1158	5590
29	Beige / Beige / Beige / Beige / Beige / Beige / Бежевый	 843	 012	1738	1138	1127	5598
30	Warm Gray / Warmgrau / Gris vif / Warm Grijs / Grigio Caldo / Gris Caliente / Теплый серый	 399	 706	1860	1085	1218	9126
31	Russet Brown / Rotbraun / Brun roussâtre / Roodbruin / Ruggine / Marron Bermejo / Желтокоричневый	 330	 414	1726	1194	1126	5702
32	Light Brown / Hellbraun / Brun clair / Licht Bruin / Marrone Chiaro / Marron Claro / Светло-коричневый	 323	 255	1729	1056	1128	5789
33	Seacrest / Blassgrün / Vert pâle / Blauw Groen / Cresta Di Mare / Verde Celadon / Сероголубой	 542	 505	1647	1219	1077	5578
34	Mint Green / Pfefferminzgrün / Vert menthe / Munt Groen / Verde Menta / Verde Menta / Мятный зеленый	 502	 461	1702	1302	1047	5511
35	Leaf Green / Blattgrün / Vert feuille / Bladgroen / Verde Prato / Verde De Hoja / Цвет зеленой лисья	 509	 463	1749	1050	1510	5514
36	Olive Green / Olivgrün / Vert olive / Olijf Groen / Verde Oliva / Verde Oliva / Зеленый оливковый	 519	 476	1904	1396	1174	5502
37	Dark Olive / Dunkelolivgrün / Olive foncé / Donker Olijf / Oliva Scuro / Verde Oliva Oscuro / Темно-оливковый	 517	 473	1769	1156	1156	9122
38	Teal Green / Blaugrün / Vert sardelle / Taling Groen / Verde Anatra / Verde Azulado / Зеленый чирка	 534	 483	1879	1298	1503	5751
39	Emerald Green / Emerald Grün / Vert émeraude / Smaragd Groen / Verde Smeraldo / Verde Esmeralda / Изумрудный	 507	 485	1750	1250	1079	5508

	Color Name / Name der Farbe / Nom de la couleur / Kleur naam / Nome del colore / Nombre de color / Наименование цвета	Embroidery	Country	Madeira Polyneon	Madeira Rayon	Sulky	R.A. Polyester
40	Deep Green / Dunkelgrün / Vert foncé / Diepgroen / Verde Intenso / Verde Intenso / Темно-зеленый	 808	 467	1703	1370	1208	5615
41	Fresh Green / Frischgrün / Vert frais / Licht Groen / Verde Mela / Verde Fresco / Цвет свежей зелени	 027	 442	1706	1102	1209	9153
42	Lime Green / Limonengrün / Vert tilleul / Limoen Groen / Verde Tiglio / Verde Lima / Лаймовый зеленый	 513	 444	1848	1049	1177	5622
43	Moss Green / Moosgrün / Vert mousse / Mosgroen / Verde Muschio / Verde Musgo / Серозеленый	 515	 446	1770	1369	1176	9091
44	Blue / Blau / Bleu / Blauw / Azzurro / Azul / Синий	 405	 586	1829	1177	1076	5684
45	Ultra Marine / Ultra Marin / Outremer / Ultra Marijn / Blu Oltremare / Azul De Ultramar / Ультрамарин	 406	 575	1842	1076	1042	5736
46	Light Blue / Hellblau / Bleu clair / Licht Blauw / Celeste / Azul Claro / Светло-голубой	 017	 150	1932	1132	1074	5683
47	Sky Blue / Himmelblau / Bleu ciel / Hemels Blauw / Azzurro Cielo / Celeste / Лазурь	 019	 512	1828	1029	1196	5506
48	Electric Blue / Elektrischblau / Bleu électrique / Staal Blauw / Blu Elettrico / Azul Electrico / Электрик	 420	 564	1797	1297	1250	5829
49	Peacock Blue / Pfauenblau / Bleu paon / Pauwen Blauw / Blu Pavone / Azul Pavo Real / Переливчатый синий	 415	 057	1652	1252	1206	5810
50	Prussian Blue / Berliner Blau / Bleu de Prusse / Pruisisch Blauw / Blu De Prussia / Azul De Prusia / Берлинская лазурь	 007	 588	1767	1166	1535	5737
51	Cornflower Blue / Kornblumenblau / Bleu centaurée / Koren Bloemen Blauw / Blu Fior-Daliso / Azul Centaura / Васильковый	 070	 015	1830	1335	1028	5601
52	Light Lilac / Helllila / Lilas clair / Licht Lila / Lilla Chiaro / Lila Suave / Светло-сиреневый	 810	 133	1911	1031	1121	9016
53	Lilac / Lila / Lilas / Lila / Lilla / Lila / Сиреневый	 612	 623	1831	1080	1080	9009
54	Violet / Violet / Violet / Violet / Violetto / Violeta / Фиолетовый	 613	 624	1631	1033	1194	5588
55	Purple / Purpur / Pourpre / Paars / Viola / Purpura / Пурпурный	 614	 635	1880	1122	1122	5554
56	Lavender / Lavendel / Lavande / Lavendel / Lavenda / Lavanda / Лавандовый	 804	 604	1630	1261	1193	5586
57	Wisteria Violet / Wistaria Violet / Violeta glycine / Blauwe Regen Paars / Glicine / Violeta Vistaria / Цвет глицинии	 607	 003	1943	1311	1032	5587
58	Pewter / Zinngrau / Étain / Tinkleurig / Peltro / Peltre / Цвет пьютера	 704	 745	1840	1041	1041	9114
59	Dark Gray / Dunkelgrau / Gris sombre / Donker Grijs / Grigio Scuro / Gris Oscuro / Темно-серый	 707	 747	1841	1241	1220	5565
60	Silver / Silber / Argent / Zilver / Argento / Plata / Серебряный	 005	 020	1812	1087	1011	5640
61	Gray / Grau / Gris / Grijs / Grigio / Gris / Серый	 817	 734	1640	1118	1219	5782
62	----->						
63	-----						
64	~~~~~ ~~~~~						
65	NOT DEFINED / NICHT DEFINIERT / NON DÉFINI / NIET GEDEFINIËRD / NON DEFINITO / SIN DEFINIR / НЕ ОПРЕДЕЛЕНО						

Note: The conversion chart is based on Embroidery thread. The color shades may vary with the different brands listed on the chart. If unsure of a particular color(s), please sew test. Robison Anton (R.A.), Madeira and Sulky are respectively registered trademarks. Actual colors may vary slightly from the chart.

Hinweis: Die Umrechnungstabelle basiert auf dem Stickgarn. Die Farbschattierungen können je nach unterschiedlichen, in der Tabelle aufgeführten Marken abweichen. Wenn Sie sich bei bestimmten Farben nicht sicher sind, nähern Sie bitte zur Probe. Robison Anton (R.A.), Madeira und Sulky sind eingetragene Warenzeichen. Die tatsächlichen Farben können leicht von der Tabelle abweichen.

Remarque: Le tableau de conversion est basé sur le fil de broderie. Les nuances de couleur peuvent varier en fonction des marques énumérées dans le tableau. En cas de doute sur un coloris, faites un essai de couture. « Robison Anton (R.A.) », « Madeira » et « Sulky » sont des marques déposées respectives. Les couleurs réelles risquent d'être légèrement différentes de celles du tableau.

Opmerking: Het omzettingsschema is gebaseerd op het gebruik van borduurzijde. De kleurtinten kunnen ietwat verschillen voor de diverse merken in het schema. Bent u niet zeker bent van de juiste kleur(en), borduur dan een stukje op proef. De namen Robison Anton (R.A.), Madeira en Sulky zijn allemaal gedeponeerde handelsmerken. De feitelijke kleurtinten kunnen iets afwijken van het getoonde schema.

Nota: La tabella di conversione è in funzione del filo da ricamo. Le tonalità cromatiche possono variare secondo le differenti marche elencate nella tabella. In caso di dubbio su un particolare colore o su più colori si raccomanda di eseguire una prova di cucito. Robison Anton (R.A.), Madeira e Sulky sono marchi di fabbrica registrati. I colori effettivi possono variare lievemente rispetto a quelli della tabella.

Nota: La tabla de conversión está basada en hilo de bordar. Los tonos de color podrán variar con las diferentes marcas enumeradas en la tabla. Si tiene dudas sobre un color o colores en particular, haga un cosido de prueba. Robison Anton (R.A.), Madeira y Sulky son marcas registradas respectivamente. Los colores verdaderos podrán variar ligeramente con respecto a los de la tabla.

Примечание: Таблица преобразования составлена на базе нитей Embroidery. Оттенки цветов могут варьироваться в зависимости от производителей, указанных в таблице. Если вы не уверены в выборе какого-то конкретного цвета, произведите пробную вышивку. Robison Anton (R.A.), Madeira, и Sulky являются зарегистрированными товарными знаками. Реальные цвета могут несколько отличаться от представленных в таблице.

English
German
French
Dutch
Italian
Spanish
Russian

882-S96
XF0584-001
Printed in Taiwan

McGrp.Ru



Сайт техники и электроники

Наш сайт McGrp.Ru при этом не является просто хранилищем [инструкций по эксплуатации](#), это живое сообщество людей. Они общаются на форуме, задают вопросы о способах и особенностях использования техники. На все вопросы очень быстро находят ответы от таких же посетителей сайта, экспертов или администраторов. Вопрос можно задать как на форуме, так и в специальной форме на странице, где описывается интересующая вас техника.